



m. marcus

SECURITY PRODUCT RETAIL PRICE LIST

January 2011



Master Key Suiting

Master Key Suites (Including Sub Suiting if required), Common Key Systems and Keyed Alike cylinders can be constructed and delivered to meet your requirements. **Full records are kept allowing additions and replacements to be easily ordered at a later date.**

KEYING SERVICES

ISEO cylinders are available as standard differ, keyed alike or master keyed, or as a combination of all three. Complex grand master keys suites are possible, but remember it is wise to check the feasibility of any system. The following diagrams give a guide to the keying arrangements possible. More complex systems can be achieved depending on the cylinder system used.

We recommend that thought be given to any future growth that may be required. Although all master key suites have expansion built in, it is often easier to accommodate this in the initial design.

ISEO's cylinder systems offer a solution to most security and master keying requirements.

KEYED TO DIFFER

Each cylinder is only opened by its own key or exact copy of that key.

KEYED ALIKE

In keyed alike arrangements the same key operates all cylinders. Different types of cylinder can be included, as can both Euro and Oval profile. This is useful where a combination of lock cases are being used.

COMMON ENTRANCES

Common entrance suites are normally used in situations such as student accommodation. They are designed to allow each key holder to use the same key for their flat door as well as doors which are common to other residents. A key can also be issued that opens only the common doors. This is useful for milkmen or for maintenance of common areas. The important thing is that only the tenant's key or an exact copy will open their flat door.

MASTER KEY SUITE

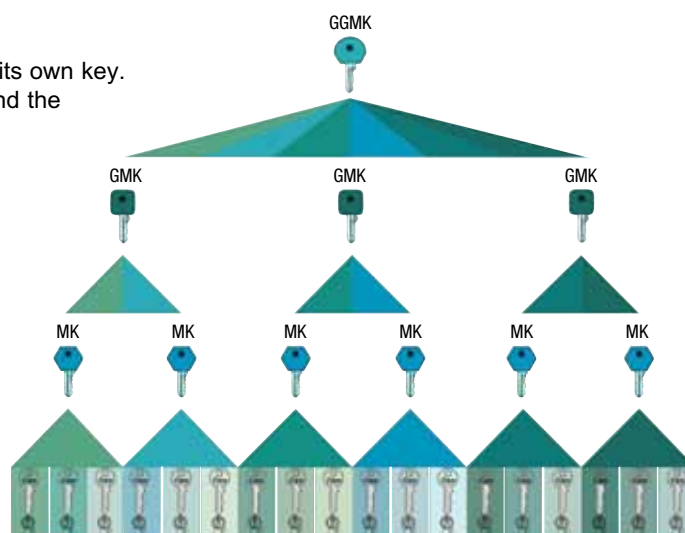
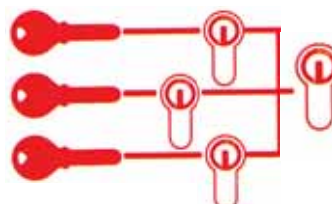

In a master key suite, a number of cylinders, each with their own individual keys can also be opened by another single key, the master key. This allows each person to only carry one key yet open more than one door if required.

GREAT GRAND MASTER KEY SUITE

Grand master key suites are an extension of master key suites and allow doors to be grouped and sub-grouped. Each door is opened by its own key and its group master key.

These type of systems are useful in hotels, where each room has its own key. A cleaner may have a key that opens all the rooms on one floor and the manager one key to open all doors.

Keyed alike groups and common cylinders can be incorporated into this type of scheme.



CONTENTS

3 **F5** 5 Pin Cylinders

4 EURO PROFILE

5 OVAL PROFILE

6 ISEO PADLOCKS



7 **R6** 6 Pin Cylinders

8 EURO PROFILE

9 OVAL PROFILE

10 TOOLS FOR PINNING

11 **F6 Plus** 6 Pin Cylinders

12 EURO PROFILE



BS 3261:2007 A1:2009
No. KM 544418

13 **R11** 11 Pin Cylinders

14 EURO PROFILE

15 OVAL & SCANDINAVIAN PROFILE

16 5 & 6 Pin PINNING COMPONENTS

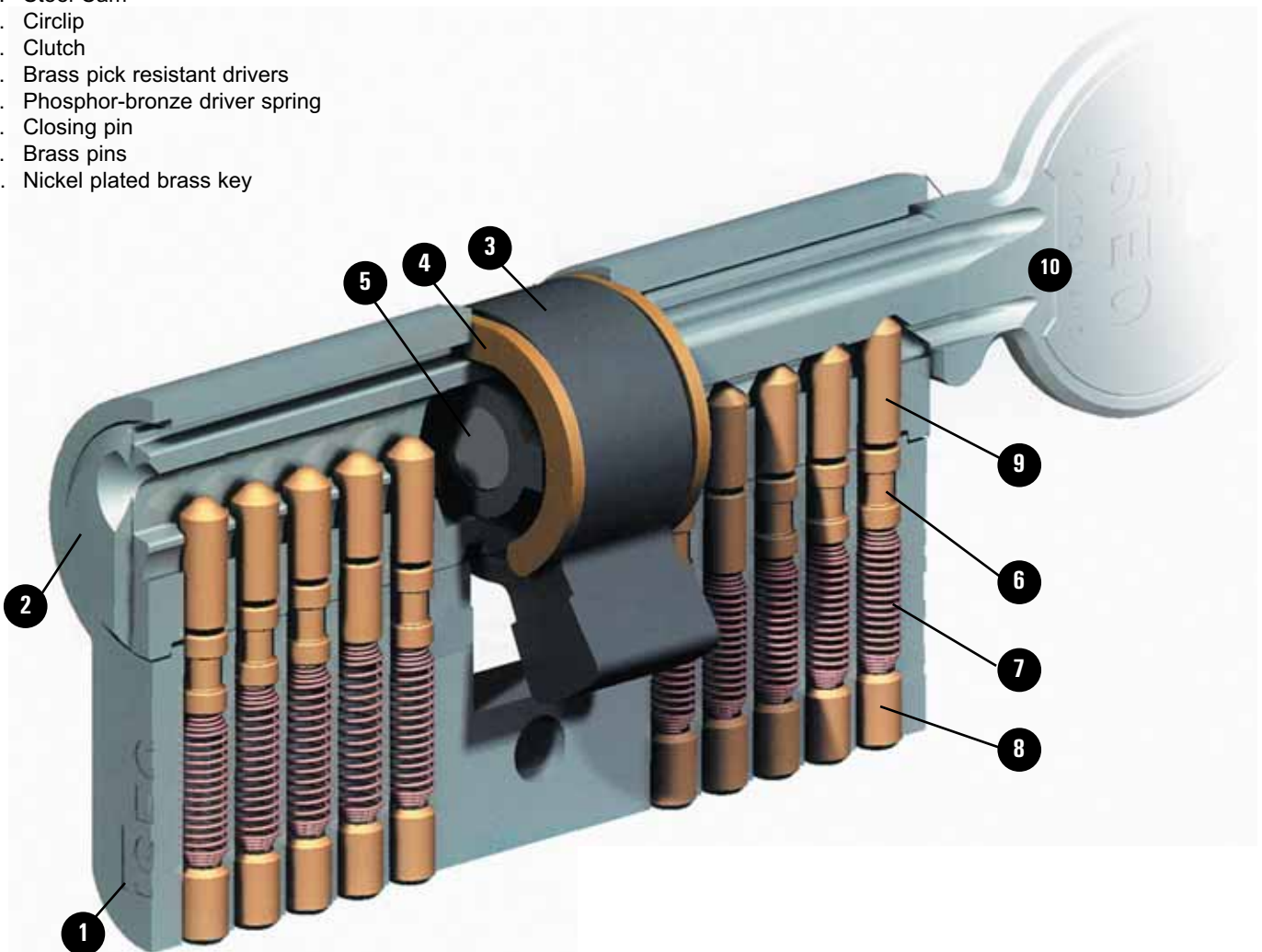
17 **R50** 11 Pin Cylinders

18 EURO PROFILE



Manufacturing	ISEO Cylinders are manufactured in Italy using highly automated CNC machinery which enables us to provide a high degree of assurance in dimensional accuracy, and produce a quality product at all times.
Quality	Our cylinders are tested to a 200,000 cycle test, well above the BS EN1303 requirement.
Range	An extensive range of sizes are held in our UK facility, and can usually be despatched within 48 hours.
Security	All cylinders are provided with mushroom anti pick top pins, brass bottom pins, an extruded solid brass body, and a Steel Cam manufactured to DIN standard 18254.
Keying Options	Master Keyed suites are written and produced in the UK, many suites can normally be despatched with 48 hours and larger suites within 5 working days. All master keyed suites are recorded, and suite extensions can be provided in the future.
Keys	F5 cylinders are offered Keyed to differ (KD), or Keyed Alike (KA), and Master Keyed (MK) Keyed to differ are provided with 3 keys, KA and MK with 2 keys.

1. Brass body
2. Brass plug
3. Steel Cam
4. Circlip
5. Clutch
6. Brass pick resistant drivers
7. Phosphor-bronze driver spring
8. Closing pin
9. Brass pins
10. Nickel plated brass key



FD60

WHERE YOU SEE THIS SYMBOL

To **BS 476 : Part 22 : 1987**
or **BS EN 1634-1 2000**

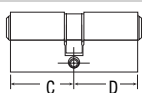
Suitable for use on 1 hour timber based fire doors when fitted in conjunction with a fire tested latch or lock

4 EURO PROFILE



F5 5 Pin **TSEO**

5 PIN EURO PROFILE DOUBLE CYLINDERS




Finishes: 7 = Brass

9 = Nickel



Master Keying & Keyed Alike charges:

Add £ 5.00 to the item price shown below

REFERENCE	C	D	D	D	D	D	D	D	D	D	D	D	D	D	
8209		21	25	28	30	35	40	45	50	55	60	65	70	75	80
	21	✓													
	25		✓		✓										
	28			✓											
	30				✓	✓	✓	✓	✓	✓	✓	✓	✓	✓	✓
	35					✓	✓	✓	✓	✓	✓	✓			
	40						✓	✓	✓						
45							✓	✓	✓						
50								✓	✓	✓					

5 PIN EURO PROFILE HALF CYLINDERS WITH KEY ONE SIDE




Finishes: 7 = Brass

9 = Nickel

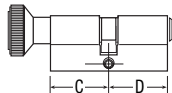


Master Keying & Keyed Alike charges:

Add £ 5.00 to the item price shown below

REFERENCE	D	C	C	C	C	C	C	C	C	C	C	C	C
8209	10mm	25	30	35	40	45	50	55	60	70	80	90	95
	✓	✓	✓	✓	✓	✓	✓	✓	✓	✓	✓	✓	✓

5 PIN EURO PROFILE CYLINDERS WITH KEY OUTSIDE AND THUMBTURN INSIDE






Finishes: 7 = Brass

9 = Nickel

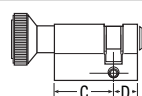


Master Keying & Keyed Alike charges:

Add £ 5.00 to the item price shown below

REFERENCE	C	D	D	D	D	D	D	D	D
8229		28	30	35	40	45	50	55	60
	28	✓							
	30		✓	✓	✓	✓	✓	✓	✓
	35		✓	✓	✓	✓	✓	✓	✓
	40		✓	✓	✓	✓	✓	✓	✓
8259	45		✓	✓	✓	✓	✓	✓	
	50		✓	✓	✓	✓	✓	✓	✓
	55		✓	✓		✓	✓		
	60		✓	✓			✓		
8289	65		✓	✓					
	70		✓						
	80		✓						



EURO PROFILE SINGLE CYLINDERS WITH THUMBTURN INSIDE



Finishes: 7 = Brass

9 = Nickel



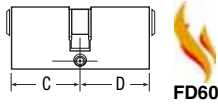
REFERENCE	REFERENCE	REFERENCE	D	C	C	C	C	C	C	C
8229	8259	8289	10mm	30	35	40	45	50	55	60
			✓	✓	✓	✓	✓	✓	✓	✓

5 OVAL PROFILE



F5 5 Pin **ISEO**

5 PIN UK OVAL PROFILE DOUBLE CYLINDERS



FD60

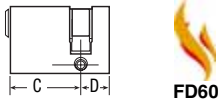
Finishes: 7 = Brass
9 = Nickel



Master Keying & Keyed Alike charges:
Add £ 5.00 to the item price shown below

REFERENCE	C	D	D	D
8211		30	35	40
	30	✓		
	35		✓	
	40			✓

5 PIN UK OVAL PROFILE SINGLE CYLINDERS WITH KEY ONE SIDE




FD60

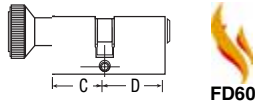
Finishes: 7 = Brass
9 = Nickel



Master Keying & Keyed Alike charges:
Add £ 5.00 to the item price shown below

REFERENCE	D	C	C	C
8211		30	35	40
	10mm	✓	✓	✓

5 PIN UK OVAL PROFILE DOUBLE CYLINDERS WITH KEY OUTSIDE AND THUMBTURN INSIDE



FD60

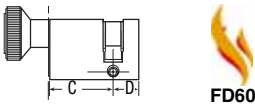
Finishes: 7 = Brass
9 = Nickel



Master Keying & Keyed Alike charges:
Add £ 5.00 to the item price shown below

REFERENCE	REFERENCE	REFERENCE	C	D	D	D
8273	8271	8281		30	35	40
			30	✓		
			35		✓	
			40			✓

5 PIN UK OVAL PROFILE SINGLE CYLINDERS WITH THUMBTURN INSIDE



FD60

Finishes: 7 = Brass
9 = Nickel



REFERENCE	REFERENCE	REFERENCE	D	C	C	C
8273	8271	8281		30	35	40
			10mm	✓	✓	✓

MORTICE THREADED CYLINDER (PAIR)

REFERENCE			
IS8506-32263	Nickel	<input checked="" type="checkbox"/>	
HALF IS8506-32263.5	Nickel	<input checked="" type="checkbox"/>	
IS8506-32267	Brass	<input checked="" type="checkbox"/>	
HALF IS8506-32267.5	Brass	<input checked="" type="checkbox"/>	



Master Keying & Keyed Alike charges:
Add £ 5.00 to the item price shown above

RIM CYLINDER WITH 3 KEYS

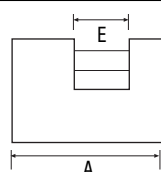
REFERENCE			
IS8500-35009	Nickel	<input checked="" type="checkbox"/>	
IS8500-3500L	Brass	<input checked="" type="checkbox"/>	



Master Keying & Keyed Alike charges:
Add £ 5.00 to the item price shown above

RECTANGULAR PADLOCKS

REFERENCE	A	E	H	D	
IS804-707	70mm	20mm	15mm	12mm	<input checked="" type="checkbox"/>
IS804-907	90mm	36mm	18mm	12mm	<input checked="" type="checkbox"/>
IS809-909	90mm	36mm	17.5mm	12mm	<input checked="" type="checkbox"/>




BOXER



Master Keying & Keyed Alike charges:
Add £ 5.00 to the item price shown above

PADLOCK - STANDARD

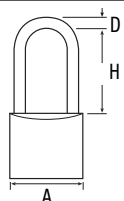
REFERENCE	A	H	D	
IS800-457	45mm	22mm	6mm	<input checked="" type="checkbox"/>
IS800-507	50mm	28mm	8mm	<input checked="" type="checkbox"/>
IS800-607	60mm	35mm	10mm	<input checked="" type="checkbox"/>
IS800-707	70mm	44mm	12mm	<input checked="" type="checkbox"/>



Master Keying & Keyed Alike charges:
Add £ 5.00 to the item price shown above

PADLOCK - LONG SHACKLE

REFERENCE	A	H	D	
IS802-507	50mm	50mm	8mm	<input checked="" type="checkbox"/>
IS802-517	50mm	67mm	8mm	<input checked="" type="checkbox"/>
IS802-527	50mm	90mm	8mm	<input checked="" type="checkbox"/>
IS802-537	50mm	152mm	8mm	<input checked="" type="checkbox"/>




Master Keying & Keyed Alike charges:
Add £ 5.00 to the item price shown above

EURO CYLINDER PADLOCK - BODY STANDARD

REFERENCE	A	H	D	
IS4000630	50mm	32mm	8mm	<input checked="" type="checkbox"/>

Satin Nickel Plated
Brass Body with
Bright Plated Inox
Shackle
No cutting down of
cylinder required

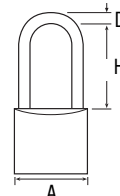


Master Keying & Keyed Alike charges:
Add £ 5.00 to the item price shown above

Suitable for use with all ISEO 3010 Euro single cylinders

EURO CYLINDER PADLOCK - BODY LONG SHACKLE

REFERENCE	A	H	D	
IS4000650	50mm	51mm	8mm	<input checked="" type="checkbox"/>



Master Keying & Keyed Alike charges:
Add £ 5.00 to the item price shown above

SHUTTER LOCKS

REFERENCE	DESCRIPTION	
IS642001	Single point RH lock	<input checked="" type="checkbox"/>
IS642002	Single point LH lock	<input checked="" type="checkbox"/>
IS642003 KA	Pair RH & LH lock IS642001 & IS642002 KA	<input checked="" type="checkbox"/>
IS641010	2 point Shutter lock	<input checked="" type="checkbox"/>



IS642001
RH lock



IS642002
LH lock



IS641010
2 Point

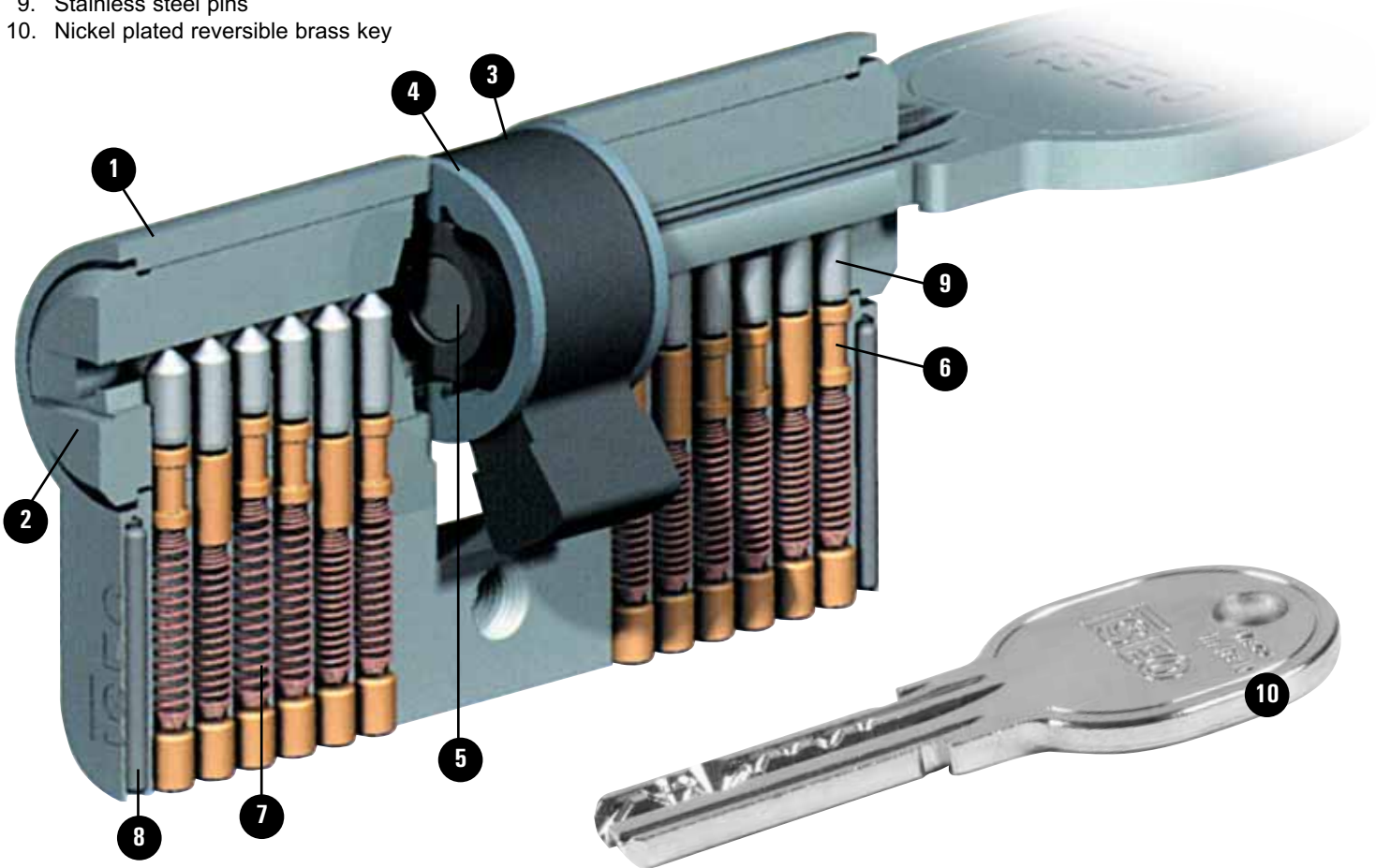


004907 Floor anchor



- Manufacturing** ISEO Cylinders are manufactured in Italy using highly automated CNC machinery which enables us to provide a high degree of assurance in dimensional accuracy, and produce a quality product at all times.
- Quality** Our cylinders are tested to a 200,000 cycle test, well above the BS EN1303 requirement.
- Range** An extensive range of sizes are held in our UK facility, and can usually be despatched within 48 hours.
- Security**
- Hardened Steel pin protection in the cylinder body.
 - Stainless Steel Pins allow for greater dimensional accuracy and protect against drill attack.
 - 2.85mm thick reversible dimple key.
 - The 6th pin makes it more difficult to pick than a 5 pin cylinder.
 - R6 cylinders are suited for situations where some additional key and cylinder security is required.
- Keying Options** Master Keyed suites are written and produced in the UK, many suites can normally be despatched with 48 hours and larger suites within 5 working days. All master keyed suites are recorded, and suite extensions can be provided in the future.
- Keys** R6 cylinders are offered Keyed to differ (KD), or Keyed Alike (KA), and Master Keyed (MK) Keyed to differ are provided with 3 keys, KA and MK with 2 keys.

1. Brass body
2. Brass plug
3. Steel Cam
4. Circlip
5. Clutch
6. Brass pick resistant drivers
7. Phosphor-bronze driver spring
8. Anti-drill hardened steel pin
9. Stainless steel pins
10. Nickel plated reversible brass key



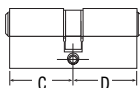
FD60

WHERE YOU SEE THIS SYMBOL

To BS 476 : Part 22 : 1987
or BS EN 1634-1 2000

Suitable for use on 1 hour timber based fire doors when fitted
in conjunction with a fire tested latch or lock


6 PIN EURO PROFILE DOUBLE CYLINDERS



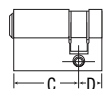
Finishes: 7 = Brass
9 = Nickel



Master Keying & Keyed Alike charges:
Add £ 5.00 to the item price shown below

REFERENCE	C	D	D	D	D	D	D	D	D	D	D
8809		30	35	40	45	50	55	60	65	70	75
		✓	✓	✓	✓	✓	✓	✓	✓	✓	✓
30			✓	✓	✓	✓	✓				
35				✓	✓	✓	✓				
40					✓	✓	✓	✓			
45						✓	✓	✓			
50							✓				


6 PIN EURO PROFILE HALF CYLINDERS WITH KEY ONE SIDE



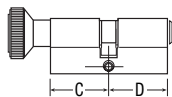
Finishes: 7 = Brass
9 = Nickel



Master Keying & Keyed Alike charges:
Add £ 5.00 to the item price shown below

REFERENCE	D	C	C	C	C	C	
8809		30	35	40	50	55	60
		10mm	✓	✓	✓	✓	✓


6 PIN EURO PROFILE CYLINDERS WITH KEY OUTSIDE AND THUMBTURN INSIDE



Finishes: 7 = Brass
9 = Nickel



Master Keying & Keyed Alike charges:
Add £ 5.00 to the item price shown below

REFERENCE	C	D	D	D	D
8829		30	35	40	50
	30	✓	✓	✓	✓
	35	✓	✓	✓	✓
	40	✓	✓	✓	✓

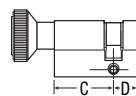
8859



8889



EURO PROFILE SINGLE CYLINDERS WITH THUMBTURN INSIDE



Finishes: 7 = Brass
9 = Nickel



REFERENCE	REFERENCE	REFERENCE	D	C	C	C	C	C	C	C
8229	8259	8289		30	35	40	45	50	55	60
			10mm	✓	✓	✓	✓	✓	✓	✓

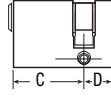
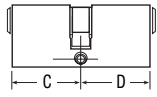
9 OVAL PROFILE



R6 6 Pin ISEO

6 PIN UK OVAL PROFILE DOUBLE CYLINDERS

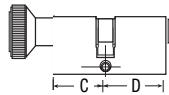
6 PIN UK OVAL PROFILE SINGLE CYLINDERS WITH KEY ONE SIDE



Master Keying & Keyed Alike charges:
Add £ 5.00 to the item price shown below

REFERENCE	C	D	D	D	REFERENCE	D	C	C	C
8811		30	35	40	8811	10mm	30	35	40
	30	✓					✓	✓	✓
	35		✓						
	40			✓					

6 PIN UK OVAL PROFILE DOUBLE CYLINDERS WITH KEY OUTSIDE AND THUMBTURN INSIDE

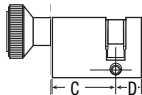


Finishes: 7 = Brass
9 = Nickel

Master Keying & Keyed Alike charges:
Add £ 5.00 to the item price shown below

REFERENCE	REFERENCE	REFERENCE	C	D	D	D
8873	8871	8881		30	35	40
			30	✓		
			35		✓	
			40			✓

6 PIN UK OVAL PROFILE SINGLE CYLINDERS WITH THUMBTURN INSIDE



Finishes: 7 = Brass
9 = Nickel

REFERENCE	REFERENCE	REFERENCE	D	C	C	C
8873	8871	8881	10mm	30	35	40
				✓	✓	✓

MORTICE THREADED CYLINDER (PAIR)

REFERENCE		
IS8606-32263	Nickel	✓
HALF IS8606-32263.5	Nickel	✓



Master Keying & Keyed Alike charges:
Add £ 5.00 to the item price shown above

RIM CYLINDER WITH 3 KEYS

REFERENCE		
IS8600-35009	Nickel	✓
IS8600-3500L	Brass	✓



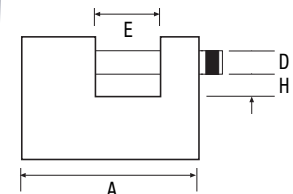
Master Keying & Keyed Alike charges:
Add £ 5.00 to the item price shown above

RECTANGULAR PADLOCKS

REFERENCE	A	E	H	D	
IS809-909R6 90mm	36mm	17.5mm	12mm		✓



Master Keying & Keyed Alike charges:
Add £ 5.00 to the item price shown above

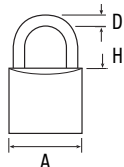


EURO CYLINDER PADLOCK - BODY STANDARD

EURO CYLINDER PADLOCK - BODY LONG SHACKLE

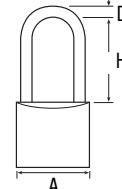
REFERENCE	A	H	D	
IS4000630R6	50mm	32mm	8mm	✓

Master Keying & Keyed Alike charges:
Add £ 5.00 to the item price shown above



REFERENCE	A	H	D	
IS4000650R6	50mm	51mm	8mm	✓

Master Keying & Keyed Alike charges:
Add £ 5.00 to the item price shown above



Satin Nickel Plated
Brass Body with
Bright Plated Inox
Shackle
No cutting down of
cylinder required

Suitable for use with all ISEO 3010 Euro single cylinders

PINNING KITS & TOOLS

PLEASE CALL OUR SALES LINE FOR TOOLS PRICES **(01384) 247 844**

REFERENCE		
003 000	Pinning kit	5 Pin
003 040	Pinning kit	R6 & R11
003 101	Cylinder Support	5 Pin
003 102	Pin Loader	5 Pin
003 103	Plug Guide	5 Pin
003 104	Circlip Pliers	All Product Ranges
003 105	Closing Pliers	All Product Ranges
003 107	Key Gauge	5 Pin
003 113	Key Gauge	R6
003 109	Pinning Jig	R6 & R11
003 111	Euro Profile Pinning Blade	All Product Ranges
003 112	Oval Profile Pinning Blade	All Product Ranges

**Kite M**arked **C**ylinders

1	6	0	0	0	C	5	2*
---	---	---	---	---	---	---	----

Classification

BS 3261:2007 A1:2009
No. KM 544418

* the enhanced security afforded by the Kite Mark scheme incorporates the additional requirements for cylinders covered in BS 3261:2007 A1:2009 and also the following elements of attack resistance within EN 1303.

- EN 1303:2005 drill resistance: Grade 2
- EN 1303:2005 torque resistance of plug/cylinder relevant attack resistance: Grade 2, 30Nm

ISEO F6 Plus

Kite Marked cylinders



- Certified BS EN 1303:2005
- Durable Construction
- Bump Resistant
- Pick Resistant
- Drill Resistant
- Available in Nickel or Brass Finish
- 3 keys supplied per Differ Cylinder

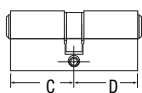


FD60

WHERE YOU SEE THIS SYMBOL

To **BS 476 : Part 22 : 1987**
or **BS EN 1634-1 2000**

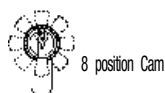
Suitable for use on 1 hour timber based fire doors when fitted in conjunction with a fire tested latch or lock

6 PIN EURO PROFILE DOUBLE CYLINDERS

Finishes: 7 = Brass

9 = Nickel


Keyed Alike is Available as Special Order.
Enquires to Sales Office at (01384) 247 844

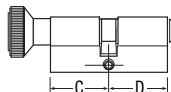
REFERENCE	C	D	D	D	D	D	D
		30	35	40	45	50	60
IS82F60	30	✓					
	35		✓		✓	✓	
	40			✓		✓	✓


6 PIN EURO PROFILE HALF CYLINDERS WITH KEY ONE SIDE

Finishes: 7 = Brass

9 = Nickel


Keyed Alike is Available as Special Order.
Enquires to Sales Office at (01384) 247 844

REFERENCE	D	C	C	C	C
		35	40	45	55
IS82F60	10	✓	✓	✓	✓


6 PIN EURO PROFILE CYLINDERS WITH KEY OUTSIDE AND THUMBTURN INSIDE

Finishes: 7 = Brass

9 = Nickel


Keyed Alike is Available as Special Order.
Enquires to Sales Office at (01384) 247 844

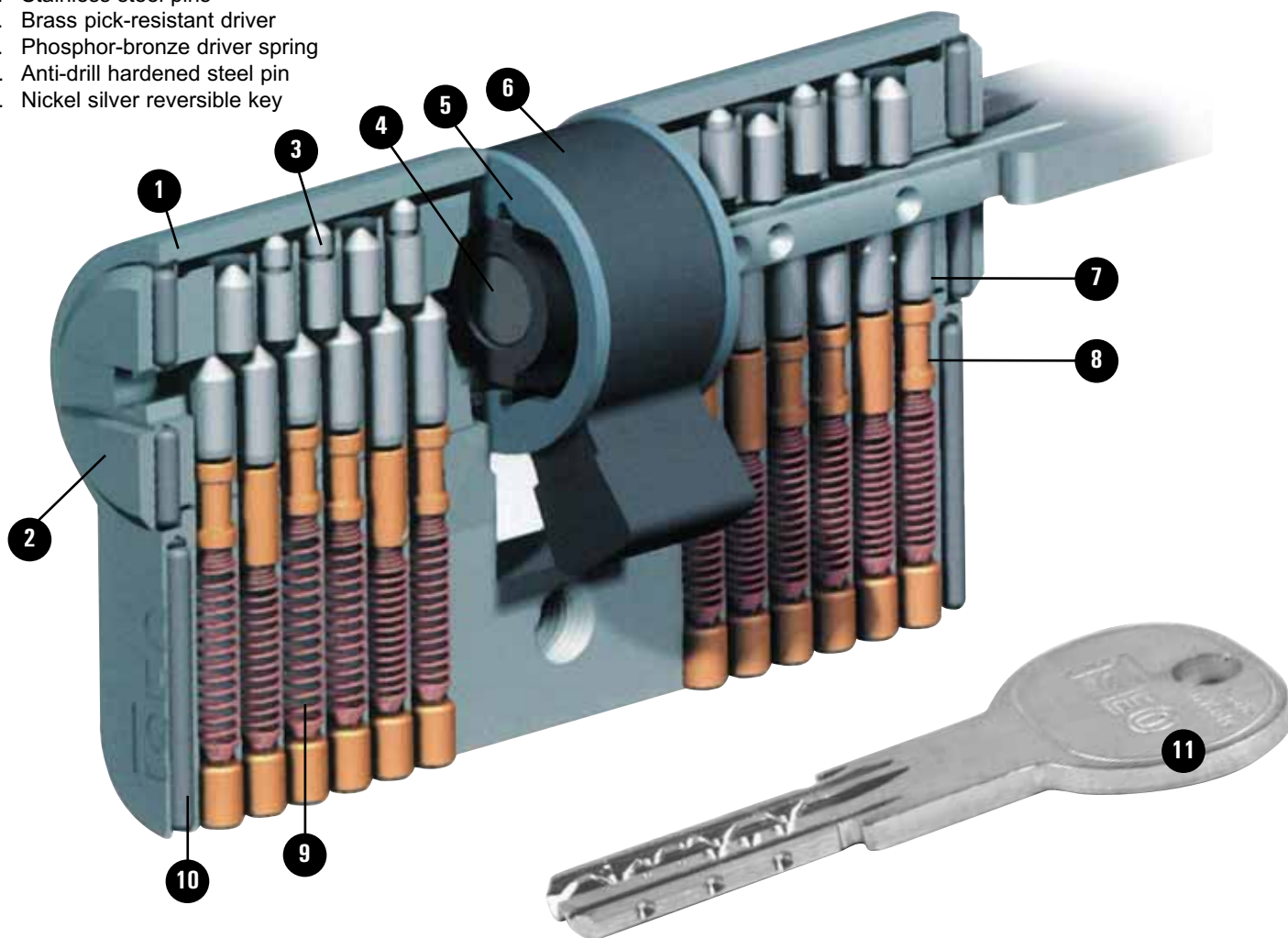
REFERENCE	C	D	D	D
		30	35	40
IS82F629	30	✓		
	35		✓	
	40			✓


IS82F659

IS82F689


- Manufacturing** ISEO Cylinders are manufactured in Italy using highly automated CNC machinery which enables us to provide a high degree of assurance in dimensional accuracy, and produce a quality product at all times.
- Quality** The R11 system is particularly suitable where a higher level of cylinder or key security is required, or where a large and complex master keying arrangement is essential.
- Range** An extensive range of sizes are held in our UK facility, and can usually be despatched within 48 hours.
- Security** The R11 is a 11 pin flat key system with anti drill protection in both the cylinder body and the plug. It also offers effective protection against unauthorised duplication of keys.
- Keying Options** A large number of key variations obtained from three separate levels of pins gives the R11 over 1 million effective key differs. This high number of differs also helps where extremely complex master keying is requested. For example 200 sub master key suites can be obtained under a single master key. Extra and replacement keys are only available with the correct level of authority. All R11 cylinders are supplied with nickel silver 3mm flat keys which gives an increased level of strength and durability.
- Keys** R11 cylinders are offered Keyed to differ (KD), or Keyed Alike (KA), and Master Keyed (MK) Keyed to differ are provided with 3 keys, KA and MK with 2 keys

1. Brass body
2. Brass plug
3. Patented active top pins
4. Clutch
5. Circlip
6. Steel Cam
7. Stainless steel pins
8. Brass pick-resistant driver
9. Phosphor-bronze driver spring
10. Anti-drill hardened steel pin
11. Nickel silver reversible key



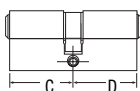
FD60

WHERE YOU SEE THIS SYMBOL

To BS 476 : Part 22 : 1987
or BS EN 1634-1 2000

Suitable for use on 1 hour timber based fire doors when fitted
in conjunction with a fire tested latch or lock

11 PIN EURO PROFILE DOUBLE CYLINDERS



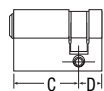
Finishes: 7 = Brass
9 = Nickel



Master Keying & Keyed Alike charges:
Add £ 5.00 to the item price shown below

REFERENCE	C	D	D	D	D	D	D	D
8909		30	35	40	45	50	55	60
		✓	✓	✓	✓	✓	✓	✓
			✓	✓	✓	✓	✓	
				✓	✓	✓	✓	✓
				✓				

11 PIN EURO PROFILE HALF CYLINDERS WITH KEY ONE SIDE



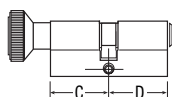
Finishes: 7 = Brass
9 = Nickel



Master Keying & Keyed Alike charges:
Add £ 5.00 to the item price shown below

REFERENCE	D	C	C	C
8909		30	35	40
	10mm	✓	✓	✓

11 PIN EURO PROFILE CYLINDERS WITH KEY OUTSIDE AND THUMBTURN INSIDE



Finishes: 7 = Brass
9 = Nickel



Master Keying & Keyed Alike charges:
Add £ 5.00 to the item price shown below

REFERENCE	C	D	D	D	D
8929		30	35	40	45
		✓	✓	✓	✓
		✓	✓	✓	✓
		✓	✓	✓	✓
		✓	✓	✓	✓

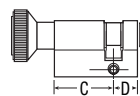
8959



8989



EURO PROFILE SINGLE CYLINDERS WITH THUMBTURN INSIDE



Finishes: 7 = Brass
9 = Nickel



REFERENCE	REFERENCE	REFERENCE	D	C	C	C	C	C	C	C
8229	8259	8289		30	35	40	45	50	55	60
			10mm	✓	✓	✓	✓	✓	✓	✓

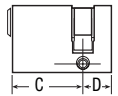
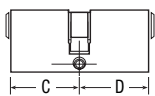
15 OVAL PROFILE





R11 11 Pin ISEO

11 PIN UK OVAL PROFILE DOUBLE CYLINDERS

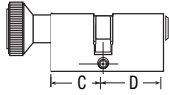
11 PIN UK OVAL PROFILE SINGLE CYLINDERS WITH KEY ONE SIDE



Master Keying & Keyed Alike charges:
Add £ 5.00 to the item price shown below

REFERENCE	C	D	D	D	REFERENCE	D	C	C	C
8911		30	35	40	8911	10mm	30	35	40
	30	✓					✓	✓	✓
	35		✓						
	40			✓					

11 PIN UK OVAL PROFILE DOUBLE CYLINDERS WITH THUMBTURN INSIDE



Finishes: 7 = Brass
9 = Nickel

Master Keying & Keyed Alike charges:
Add £ 5.00 to the item price shown below

REFERENCE	REFERENCE	REFERENCE	C	D	D	D
8973	8971	8981		30	35	40
			30	✓		
			35		✓	
			40			✓

11 PIN SCANDINAVIAN PROFILE CYLINDERS



EXTERNAL

INTERNAL

DESCRIPTION

REFERENCE



INTERNAL Scandinavian Profile cylinder	IS8975INT	✓
EXTERNAL Scandinavian Profile cylinder	IS8972EXT	✓
DOUBLE Scandinavian Profile cylinder	IS8975DBL	✓

Master Keying & Keyed Alike charges:
Add £ 5.00 to the item price shown above

MORTICE THREADED CYLINDER (PAIR)

REFERENCE			
IS8706-32263	Nickel	✓	
HALF IS8706-32263.5	Nickel	✓	
IS8706-32267	Brass	✓	
IS8706-32267.5	Brass	✓	



RIM CYLINDER WITH 3 KEYS

REFERENCE		
IS8700-35009	Nickel	✓
IS8700-3500L	Brass	✓



Master Keying & Keyed Alike charges:
Add £ 5.00 to the item price shown above

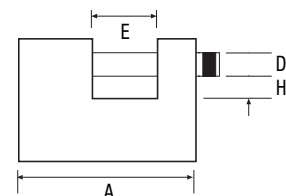
RECTANGULAR PADLOCKS

REFERENCE	A	E	H	D	
IS809-909R11	90mm	36mm	17.5mm	12mm	✓

BOXER








Master Keying & Keyed Alike charges:
Add £ 5.00 to the item price shown above




EURO CYLINDER PADLOCK - BODY STANDARD

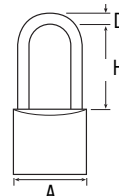
EURO CYLINDER PADLOCK - BODY LONG SHACKLE

	REFERENCE	A	H	D		REFERENCE	A	H	D	
Satin Nickel Plated	 IS4000630R11	50mm	32mm	8mm		 IS4000650R11	50mm	51mm	8mm	

Satin Nickel Plated
Brass Body with
Bright Plated Inox
Shackle
No cutting down of
cylinder required



Master Keying & Keyed Alike charges:
Add £ 5.00 to the item price shown above

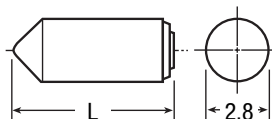


Master Keying & Keyed Alike charges:
Add £ 5.00 to the item price shown above

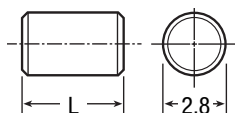
Suitable for use with all ISEO 3010 Euro single cylinders

R5 5 Pin

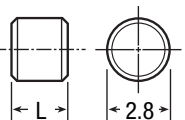
REFERENCE	DESCRIPTION	SIZE (mm)	QUANTITY	
CIRCLIPS				
003 7011	Steel Circlip (250pcs)		250	<input checked="" type="checkbox"/>
003 7001	Brass Circlip (250pcs)		250	<input checked="" type="checkbox"/>
BOTTOM PINS				
003 2050	No 0	L = 5.0 mm	250	<input checked="" type="checkbox"/>
003 2054	No 1	L = 5.4 mm	250	<input checked="" type="checkbox"/>
003 2058	No 2	L = 5.8 mm	250	<input checked="" type="checkbox"/>
003 2062	No 3	L = 6.2 mm	250	<input checked="" type="checkbox"/>
003 2066	No 4	L = 6.6 mm	250	<input checked="" type="checkbox"/>
003 2070	No 5	L = 7.0 mm	250	<input checked="" type="checkbox"/>
003 2074	No 6	L = 7.4 mm	250	<input checked="" type="checkbox"/>
003 2078	No 7	L = 7.8 mm	250	<input checked="" type="checkbox"/>
003 2082	No 8	L = 8.2 mm	250	<input checked="" type="checkbox"/>

**TOP PINS**

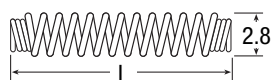
003 3030	Small Standard for Padlocks	L = 3.0 mm	250	<input checked="" type="checkbox"/>
003 3050	Standard	L = 5.0 mm	250	<input checked="" type="checkbox"/>

**MASTER WAFERS**

003 9008	No 2	L = 08 mm	250	<input checked="" type="checkbox"/>
003 9016	No 4	L = 16 mm	250	<input checked="" type="checkbox"/>
003 9024	No 6	L = 24 mm	250	<input checked="" type="checkbox"/>
003 9032	No 8	L = 32 mm	250	<input checked="" type="checkbox"/>

**SPRINGS**

003 8130	Brass	L = 13.0mm	250	<input checked="" type="checkbox"/>
----------	-------	------------	-----	-------------------------------------

**R5 EXTRA KEYS**

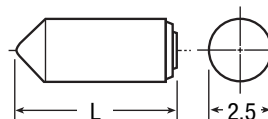
020 259	R5 Key Blanks For Euro & Oval Profile Cylinders & Padlocks 45mm or Above	each	<input checked="" type="checkbox"/>
020 409	Key Blanks For Roller Shutters	each	<input checked="" type="checkbox"/>
020 259DK	R5 Differ Key	each	<input checked="" type="checkbox"/>
020 259MK	R5 Master Key	each	<input checked="" type="checkbox"/>

**R11** 11 Pin * **R11 EXTRA KEYS**

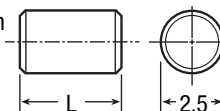
020 9001DK	R11 Differ Key	each	<input checked="" type="checkbox"/>
020 9001MK	R11 Master Key	each	<input checked="" type="checkbox"/>

**R6** 6 Pin

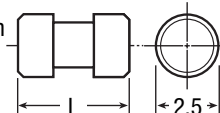
REFERENCE	DESCRIPTION	SIZE (mm)	QUANTITY	
CIRCLIPS				
003 7011	Steel Circlip		250	<input checked="" type="checkbox"/>
BOTTOM PINS				
003 2151	No 0	L = 5.1 mm	250	<input checked="" type="checkbox"/>
003 2156	No 1	L = 5.6 mm	250	<input checked="" type="checkbox"/>
003 2161	No 2	L = 6.1 mm	250	<input checked="" type="checkbox"/>
003 2166	No 3	L = 6.6 mm	250	<input checked="" type="checkbox"/>
003 2171	No 4	L = 7.1 mm	250	<input checked="" type="checkbox"/>
003 2176	No 5	L = 7.6 mm	250	<input checked="" type="checkbox"/>

**TOP PINS**

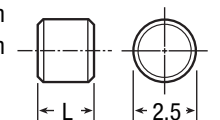
003 3150	Standard	L = 5.0 mm	250	<input checked="" type="checkbox"/>
----------	----------	------------	-----	-------------------------------------



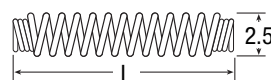
003 4150	Mushroom	L = 5.0 mm	250	<input checked="" type="checkbox"/>
----------	----------	------------	-----	-------------------------------------

**MASTER WAFERS**

003 9110	No 2	L = 1.0 mm	250	<input checked="" type="checkbox"/>
003 9120	No 4	L = 2.0 mm	250	<input checked="" type="checkbox"/>

**SPRINGS**

003 8135	Brass Springs	L = 13.5mm	250	<input checked="" type="checkbox"/>
----------	---------------	------------	-----	-------------------------------------

**R6 EXTRA KEYS**

020 809.4	R6 Key Blank (Key bow blank one side)	each	<input checked="" type="checkbox"/>
020 809DK	R6 Differ Key	each	<input checked="" type="checkbox"/>
020 809MK	R6 Master Key	each	<input checked="" type="checkbox"/>

**F6 PLUS EXTRA KEYS**

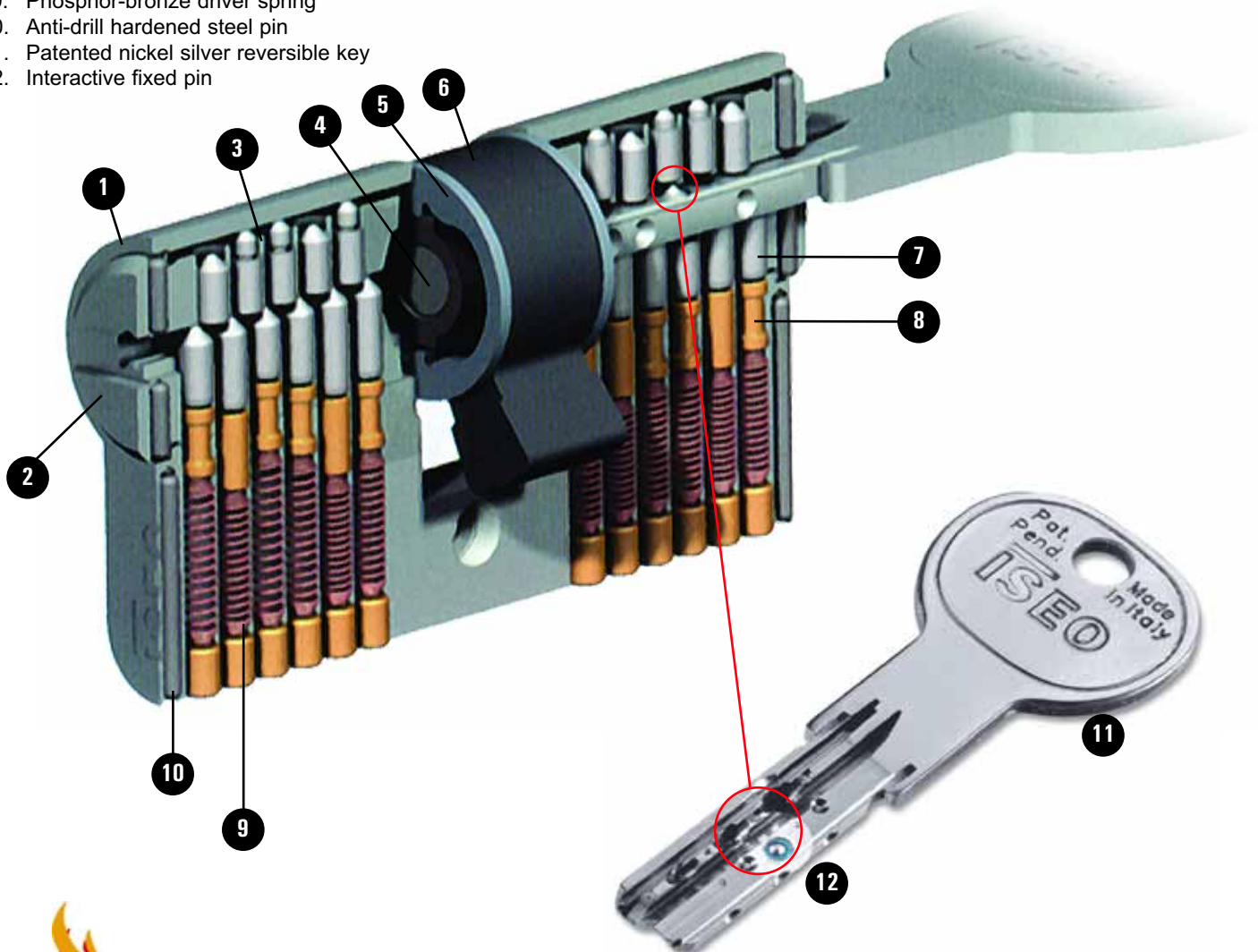
020 609	F6 Key Blank	each	<input checked="" type="checkbox"/>
020 809DK	F6 Differ Key	each	<input checked="" type="checkbox"/>

R50 11 Pin * **R11 EXTRA KEYS**

020 99012DK	R50 Differ Key	each	<input checked="" type="checkbox"/>
020 99012MK	R50 Master Key	each	<input checked="" type="checkbox"/>

- Manufacturing** ISEO Cylinders are manufactured in Italy using highly automated CNC machinery which enables us to provide a high degree of assurance in dimensional accuracy, and produce a quality product at all times.
- Quality** The R50 system is particularly suitable where a higher level of cylinder or patented key security is required, or where a large and complex master keying arrangement is essential.
- Range** An extensive range of sizes are held in our UK facility, and can usually be despatched within 48 hours.
- Security** The R50 is a 11 pin flat key system with anti drill protection in both the cylinder body and the plug. It also offers a patented key providing effective protection against unauthorised duplication of keys.
- Keying Options** A large number of key variations obtained from three separate levels of pins gives the R50 over 1 million effective key differs. This high number of differs also helps where extremely complex master keying is requested. For example 200 sub master key suites can be obtained under a single master key. Extra and replacement keys are only available with the correct level of authority. All R50 cylinders are supplied with nickel silver 3mm flat keys which gives an increased level of strength and durability.
- Keys** R50 cylinders are offered Keyed to differ (KD), or Keyed Alike (KA), and Master Keyed (MK). All R50 cylinders are provided with 2 keys only.

1. Brass body
2. Brass plug
3. Patented active top pins
4. Clutch
5. Circlip
6. Steel Cam
7. Stainless steel pins
8. Brass pick-resistant driver
9. Phosphor-bronze driver spring
10. Anti-drill hardened steel pin
11. Patented nickel silver reversible key
12. Interactive fixed pin



FD60

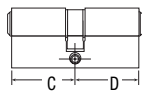
WHERE YOU SEE THIS SYMBOL

To BS 476 : Part 22 : 1987
or BS EN 1634-1 2000

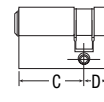
Suitable for use on 1 hour timber based fire doors when fitted in conjunction with a fire tested latch or lock

11 PIN EURO PROFILE DOUBLE CYLINDERS

11 PIN EURO PROFILE HALF CYLINDERS-KEY ONE SIDE





Finishes: 7 = Brass
9 = Nickel



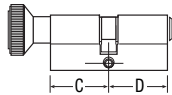
Finishes: 7 = Brass
9 = Nickel



REFERENCE	C	D	D	D	D	D	D	D
8A09		30	35	40	45	50	55	60
	30	✓	✓	✓	✓	✓	✓	✓
	35		✓	✓	✓	✓	✓	
	40			✓	✓	✓	✓	✓
	45				✓			

REFERENCE	D	C	C	C
8A09	10mm	30	35	40
		✓	✓	✓

11 PIN EURO PROFILE CYLINDERS WITH KEY OUTSIDE AND THUMBTURN INSIDE

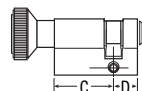
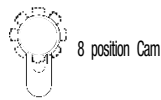


Finishes: 7 = Brass
9 = Nickel






REFERENCE	REFERENCE	REFERENCE	C	D	D	D	D
8A29	8A59	8A89		30	35	40	45
			30	✓	✓	✓	✓
			35	✓	✓	✓	✓
			40	✓	✓	✓	✓
			45	✓	✓	✓	✓

EURO PROFILE SINGLE CYLINDERS WITH THUMBTURN INSIDE



Finishes: 7 = Brass
9 = Nickel



	D	C	C	C	C	C	C	C
	10mm	30	35	40	45	50	55	60
		✓	✓	✓	✓	✓	✓	✓
		✓	✓	✓	✓	✓	✓	✓
		✓	✓	✓	✓	✓	✓	✓

Master Keying & Keyed Alike charges:


Add £ 5.00 to the item price shown above



11 PIN SCANDINAVIAN PROFILE CYLINDERS


DESCRIPTION	REFERENCE
INTERNAL Scandinavian Profile cylinder	IS8A75INT ✓
EXTERNAL Scandinavian Profile cylinder	IS8A72EXT ✓
DOUBLE Scandinavian Profile cylinder	IS8A75DBL ✓

MORTICE THREADED CYLINDER (PAIR)

	REFERENCE	
	IS8A06-32263 Nickel ✓	
	IS8A06-32263.5 Nickel ✓	
	IS8A06-32267 Brass ✓	
	IS8A06-32267.5 Brass ✓	

MK & KA
Add £ 5.00

RIM CYLINDER WITH 3 KEYS

	REFERENCE	
	IS8A00-35009 Nickel ✓	
	IS8A00-3500L Brass ✓	

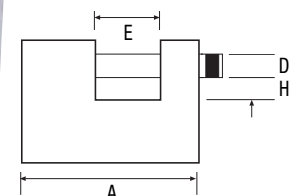
Master Keying & Keyed Alike charges:
Add £ 5.00 to the item price shown above

RECTANGULAR PADLOCKS

REFERENCE	A	E	H	D
IS809-909R50 90mm BOXER	36mm	17.5mm	12mm	✓




Master Keying & Keyed Alike charges:
Add £ 5.00 to the item price shown above




EURO CYLINDER PADLOCK - BODY STANDARD

EURO CYLINDER PADLOCK - BODY LONG SHACKLE

No cutting down of cylinder required	REFERENCE	A	H	D
	IS4000630R50	50mm	32mm	8mm ✓

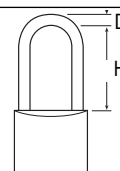
Master Keying & Keyed Alike charges:
Add £ 5.00 to the item price shown above



Suitable for use with all ISEO 3010 Euro single cylinders

REFERENCE	A	H	D
IS4000650R50	50mm	51mm	8mm ✓

Master Keying & Keyed Alike charges:
Add £ 5.00 to the item price shown above



TERMS & CONDITIONS



PANIC EXIT DEVICE

CATALOGUE IS AVAILABLE ON REQUEST

1. This price list cancels all previous price lists.
2. Prices charged will be those ruling at date of despatch of goods.
3. Carriage paid order minimum £100.00 at nett invoice value.
4. For orders under £100.00 nett invoice value a carriage charge of £4.50 will apply.
5. In the case of Northern Ireland, the Republic of Ireland, the Channel Islands, the Scottish Highlands and Islands, the Isle of Man, for orders under £200.00 nett invoice value there is a carriage charge of £15.00.
6. For standard carton size an additional charge of £10.00 would apply for deliveries other than normal Branch Address; however for larger consignments this surcharge will increase (P.O.A).
7. Payment Terms: 30 days nett.
8. We operate a Same Day Despatch, thus ensuring that goods are normally received next day. However, to Guarantee receipt by 12.00 noon next working day, orders must be placed before 12.00 and are subject to a £20.00 charge.
9. Shortages must be notified to us within 3 days of receipt of a consignment otherwise no claims can be entertained.
10. Returns: No returns will be accepted without prior written agreement. "Unauthorised returns will be refused and those agreed may be subject to a minimum restocking charge of 40%". (Returns procedure applies, please contact the M. Marcus Call Centre for information).
11. Any order or balance cancellation will ONLY be accepted by fax.
12. All goods invoiced remain the property of M. Marcus until paid for in full.
13. For reasons of security ISEO cylinders cannot be delivered direct to site.
14. Due to a continuous programme of development, M.Marcus Ltd., reserves the right to make alterations without notice.
15. For technical reasons connected with colour reproduction the colours shown may vary slightly from those of the product.
16. All dimensions provided within this catalogue are for guidance only.



M.Marcus Limited

Unit 7, Narrowboat Way, Dudley. DY2 OXQ England
Telephone: (01384) 457 900
Sales Line: (01384) 247 844
Fax: (01384) 242 252

e-mail: sales@m-marcus.com

<http://www.m-marcus.com>



m.marcus

ISEO®

**Panic Exit
Devices**

CE 1121 1121
NF EN179/A1 NF EN1125/A1





ISO 9001
MADE IN ITALY
CE
1001

Introduction

ISEO has an ability to integrate Italian high design and technical innovation into a range of emergency exit devices that are setting new standards in both design and performance.

ISEO offers, without compromise, a wide range of emergency exit hardware devices together with a choice of superior finishes to compliment the appearance of any project.

ISEO emergency exit devices endure rigorous testing to achieve the performance and fire resistance requirements of either BS EN1125 or BS EN 179 emergency exit devices as applicable.

ISEO emergency exit devices can be installed to most door material types by adding the relevant additional components found within the accessories section of this catalogue.





Contents

Idea UK

Page 11 to 16



Idea Pullman

Page 17 to 22



Idea Touch

Page 23 to 28



Idea Inox

Page 29 to 34




Idea Trim

Page 35 to 38



Idea Accessories

Page 39 to 46





ISEO
MADE IN ITALY
FZR


CE
1121
ICM
NF EN 179/A1
3761114/42/B

ISEO
MADE IN ITALY
FZS

CE
1121
ICM
NF EN 179/A1
3761114/42/B

IDEA.

How to read the marking

Not suitable for use on fire/smoke doors	3	7	6	0	1	4	2	2	A
Suitable for use on fire/smoke doors	3	7	6	1	1	4	2	2	A
	Category of use	Durability	Door mass	Fire resistance	Life safety	Corrosion resistance	Security	Projection of bar	Type of bar operation

Category of Use. There is only one use identified: a building where there is high frequency use by the public and where there is little incentive to take care i.e. where there is a chance that accidents and/or misuse may occur.

Durability. The two categories are:

grade 6 = 100,000 cycles

grade 7 = 200,000 cycles

Door Mass. The two categories are:

grade 5 up to 100 Kg

grade 6 up to 200 Kg

Fire resistance. There are two categories:

Grade 0 = not suitable for use on fire/smoke door assemblies

Grade 1 = suitable for use on fire/smoke door assemblies

Life safety. There is only one category as panic device doors are for use when security is secondary to safety.

Corrosion Resistance. There are two categories in accordance with norm prEN 1670.

grade 3 = High Resistance

grade 4 = Very High Resistance.

Security. There is only one category as panic device doors are for use when security is secondary to safety.

Projection of Bar. The two categories of bar projection are identified:

Category 1 = projection up to 150mm (standard projection)

Category 2 = projection up to 100mm (low projection)

Type of Bar operation. The two categories of bar operation are identified:

A = panic exit device with "push bar" operation.

B = panic exit device with "touch bar" operation.

For further information please refer to EN1125:97+ A1:2001 standard.



IDEA.

All **ISEO** panic exit devices featured in this brochure are suitable up to the following dimensions and tolerances.

- Max Door Weight - 200Kg
- Max Door Height - 2500mm
- Max Door Width - 1300mm
- Maximum & Minimum Operation Temperature Limits **-20c** to **+100c**

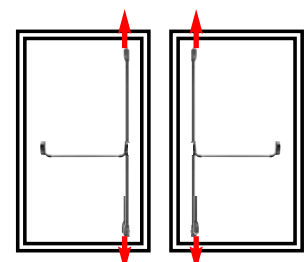
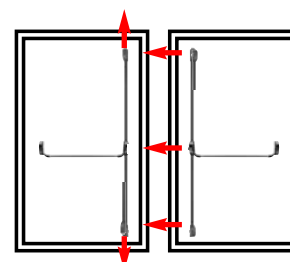
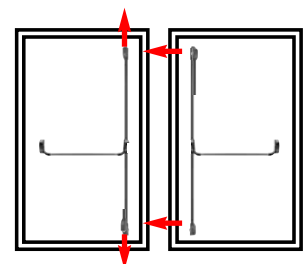
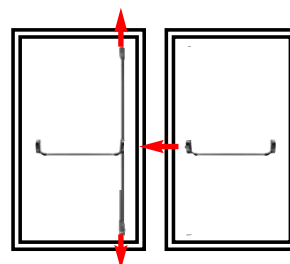
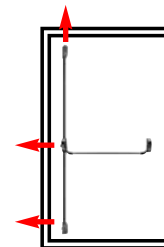
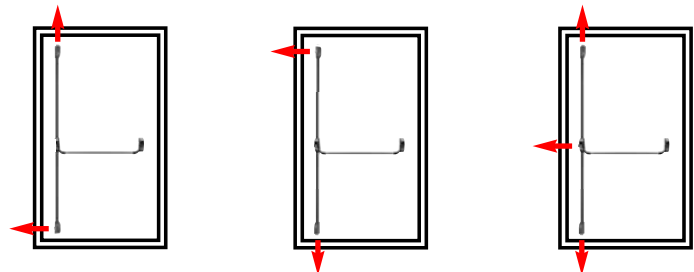
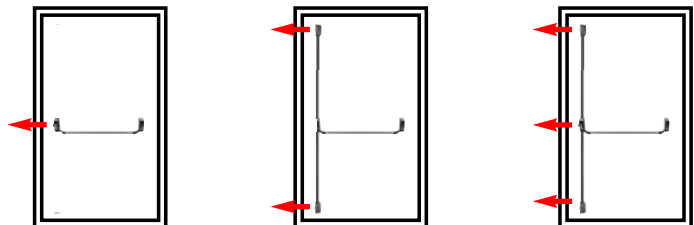
The limitations are those established in the EN 1125 standard.

When doors exceed one or more of these limitations, panic exit devices are no longer within the scope of EN 1125 standard and cannot be certified in accordance to this standard.

PRODUCT APPLICATION;

Versatility is important, and with so many variations of latching points and latching types, **ISEO** panic exit devices are able to provide a solution to most applications and design specifications.

These panic devices are **NOT** intended for use on double action (double swing) D.A.D. door systems.



Rebated door

Unrebrated door



= Suitable for fire doors



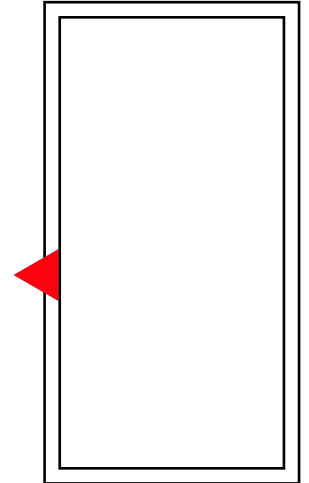


ISEO®

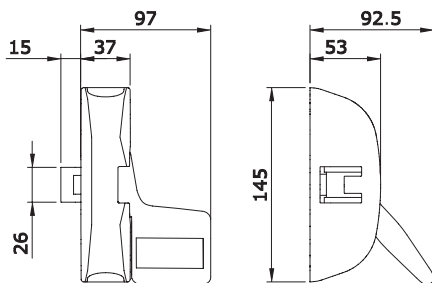
IDEA. - UK RANGE

IDEA. - UK**Push Pad Latch
Emergency Exit Device**Ref: **IS946-1000305**Finish: **Silver/Grey**

- Certified in accordance to EN179/A1
- CE marked
- Easy to install
- Reversible
- High usage - tested to 200,000 cycles
- Aesthetically pleasing design
- Rounded edges for safe usage
- Suitable for most door types in accordance with EN179/A1
- Compatible with **ISEO** external access devices
- Software help for installation into CNC program machinery (contact representative).



OUTSIDE ACCESS DEVICE TO BE ORDERED SEPARATELY



IDEA. - UK


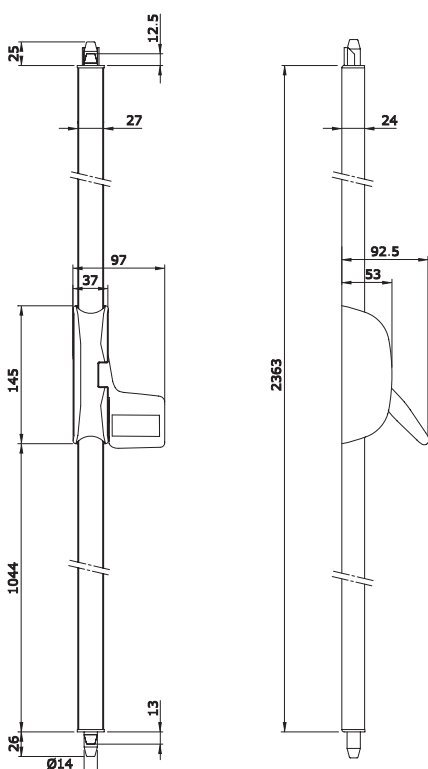
Push Pad Bolt Emergency Exit Device

Ref: **IS947-2020304**

Finish: **Silver/Grey**

- Certified in accordance to EN179/A1
- CE marked
- Easy to install
- Reversible
- High usage - tested to 200,000 cycles
- Aesthetically pleasing design
- Rounded edges for safe usage
- Suitable for most door types in accordance with EN179/A1
- Compatible with **ISEO** external access devices
- Software help for installation into C.N.C program machinery (contact representative).

OUTSIDE ACCESS DEVICE TO BE ORDERED SEPARATELY



IDEA. - UK

Reversible Panic Latch Emergency Exit Device

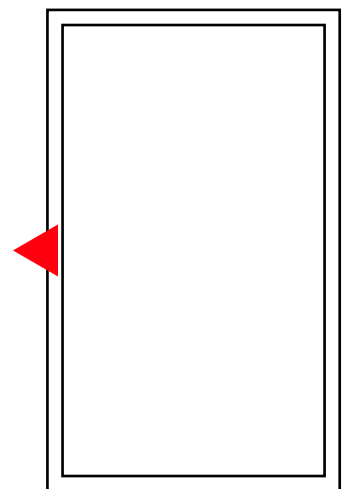
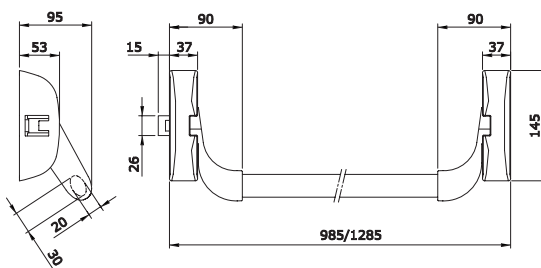
Ref: **IS941-1083335**

Finish: **Silver/Grey**

- For use on single doors, or as active leaf on double rebated door sets.
- Bar supplied is 840 mm in width, For wider doors add bar IS945-923 (up to 1130 mm)
- Fully reversible

- Pre-set for manual hold open device
- Pre-set for micro switch
- Compatible with any **ISEO** external access device
- Attractive aesthetic design
- Rounded edges for safer usage
- No exposed moving parts.
- Fast and easy to install reducing labour time
- Software help for installation into C.N.C machinery
(contact representative)

OUTSIDE ACCESS DEVICE TO BE ORDERED SEPARATELY



IDEA. - UK

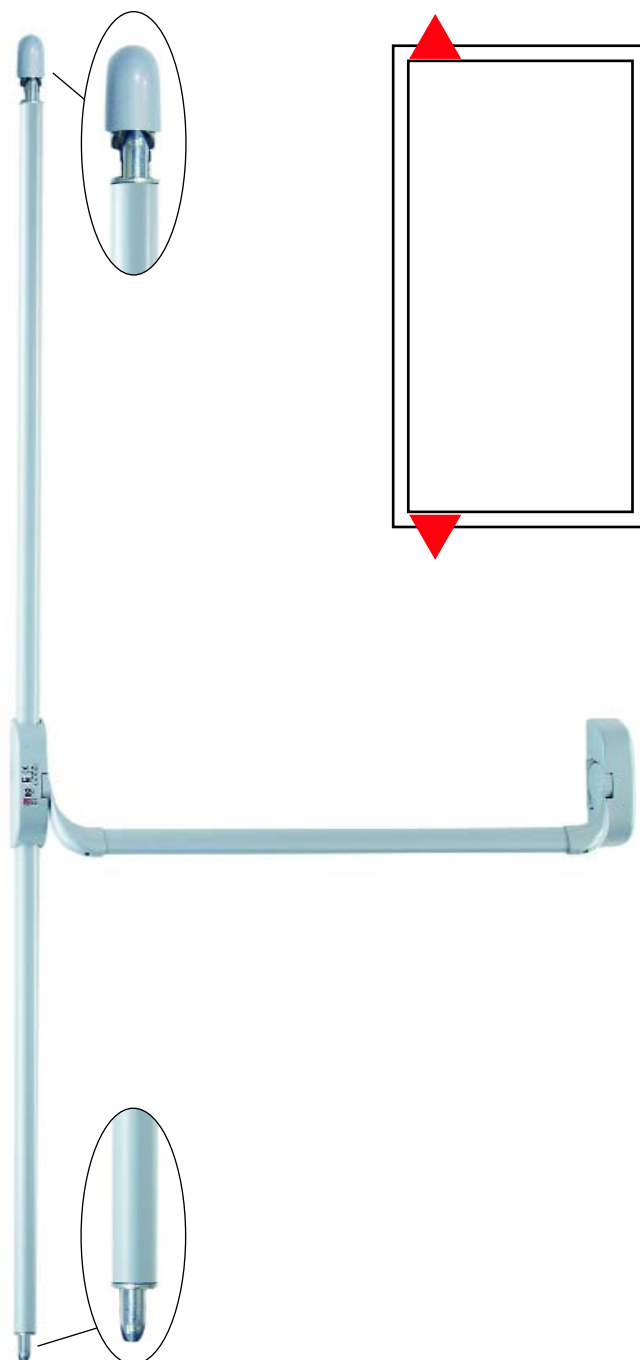
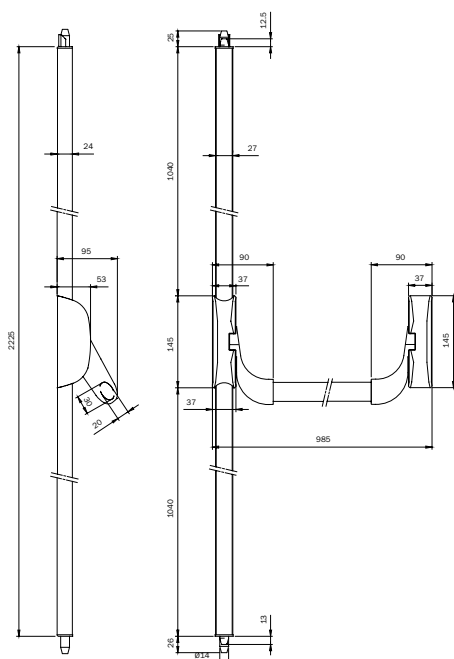
Vertical Panic Bolt Emergency Exit Device

Ref: **IS943-2083334**

Finish: **Silver/Grey**

- For use on single doors, or as passive leaf on double rebated door sets.
- Bar supplied is 840mm in width, For wider doors add bar IS945-923 (up to 1130mm)
- Suitable for doors up to 2225mm in height, for taller doors add rods and covers set, IS943-00303 (up to 3400mm)
- Fully reversible
- Anti - thrust
- 2 point locking for higher security
- Pre-set for manual hold open device
- Pre-set for micro switch
- Compatible with any **ISEO** external access device
- Attractive aesthetic design
- Rounded edges for safer usage
- No exposed moving parts.
- Fast and easy to install reducing labour time
- Software help for installation into C.N.C machinery (contact representative)

OUTSIDE ACCESS DEVICE TO BE ORDERED SEPARATELY



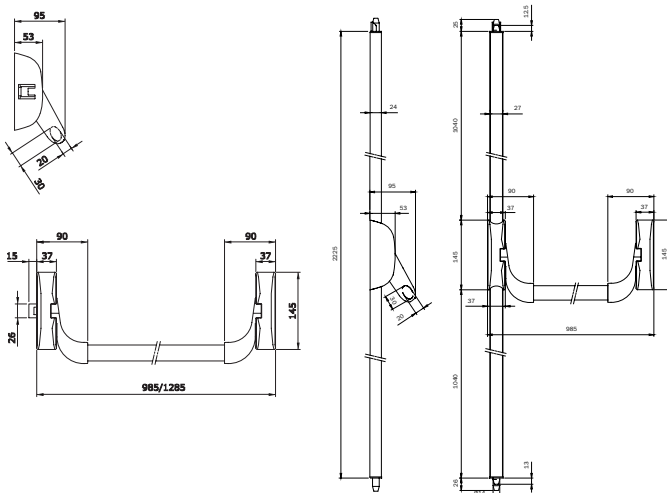
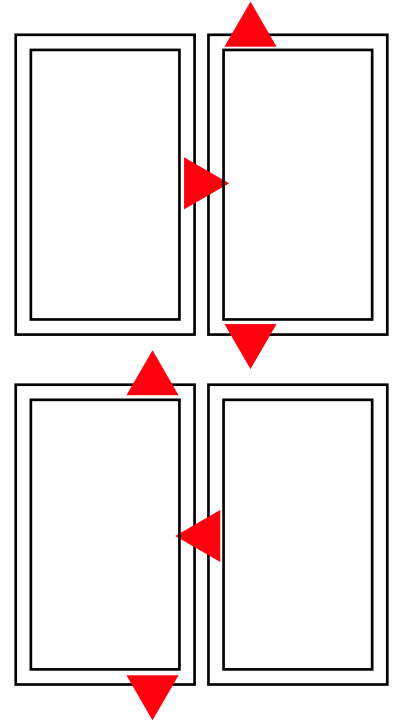
Rebated Double Door Kit Emergency Exit Devices

Ref: **IS943-5083335**

Finish: **Silver/Grey**

- For use on rebated door sets.
- Bar supplied is 840mm in width, For wider doors add bar IS945-923 (up to 1130mm)
- Suitable for doors up to 2225mm in height, for taller doors add rods and covers set, IS943-00303 (up to 3400mm)
- Fully reversible
- Anti - thrust
- 2 point locking for higher security
- Pre-set for manual hold open device
- Pre-set for micro switch
- Compatible with any **ISEO** external access device
- Attractive aesthetic design
- Rounded edges for safer usage
- No exposed moving parts.
- Fast and easy to install reducing labour time
- Software help for installation into C.N.C machinery (contact representative)

OUTSIDE ACCESS DEVICE TO BE ORDERED SEPARATELY





ISEO[®]

IDEA.-PULLMAN
RANGE

IDEA. - PULLMAN

Single Panic Latch Emergency Exit Device

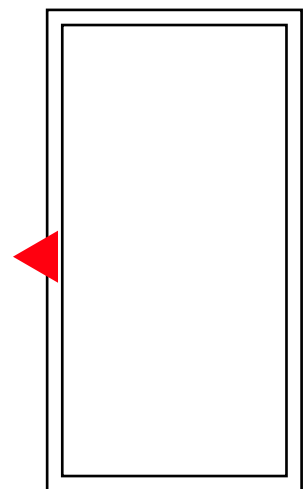
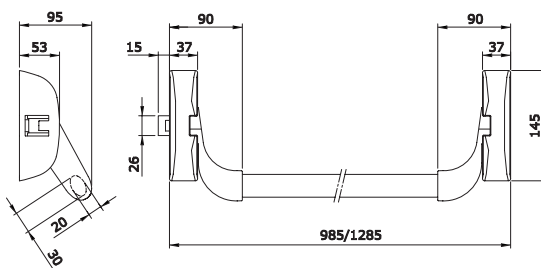
Ref: **IS941-4113334**

Finish: **Silver/Grey**

- For use on single doors, or as active leaf on double rebated door sets.
- Bar supplied is 1130mm in width.
- Fully reversible.

- Anti – thrust
- Pre-set for manual hold open device
- Pre-set for micro switch
- Compatible with any **ISEO** external access device
- Attractive aesthetic design
- Rounded edges for safer usage
- No exposed moving parts.
- Fast and easy to install reducing labour time
- Software help for installation into C.N.C machinery (contact representative)

OUTSIDE ACCESS DEVICE TO BE ORDERED SEPARATELY



IDEA. - PULLMAN

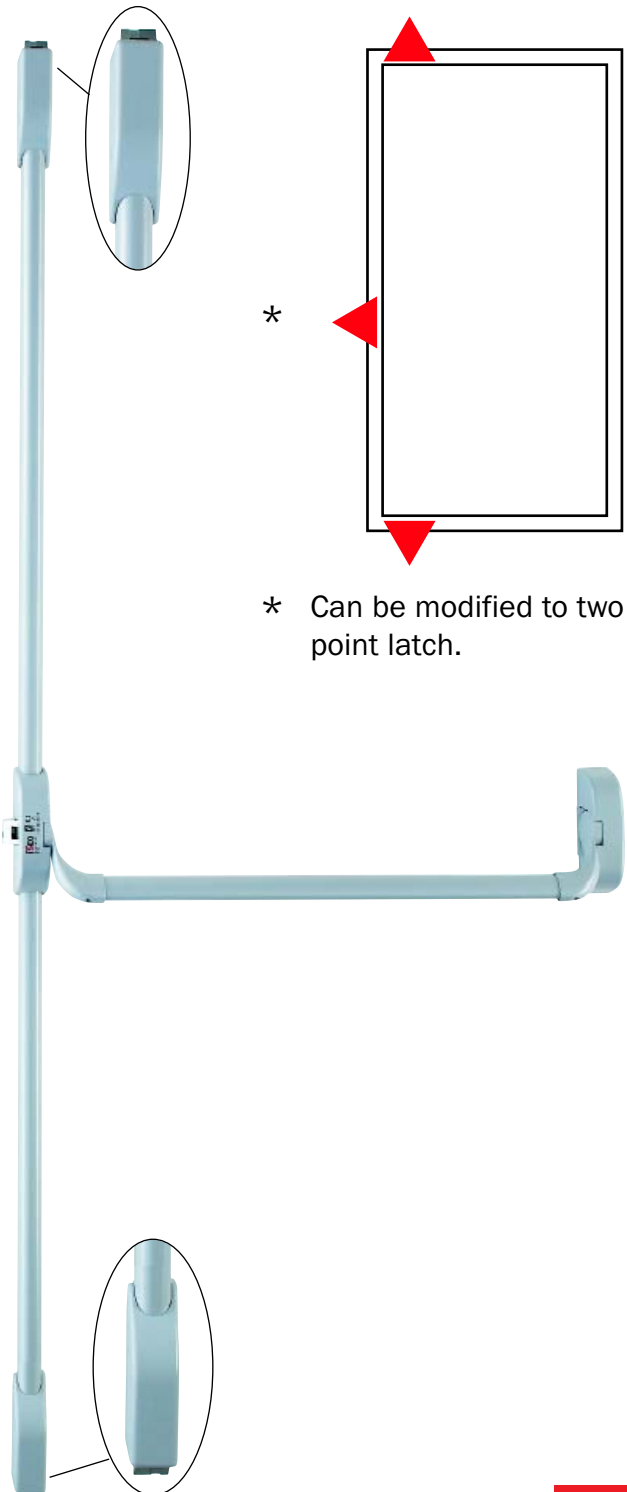
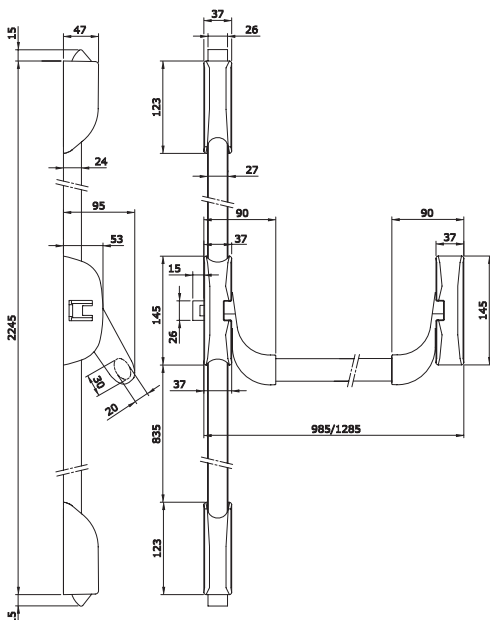
3 Point Vertical Emergency Exit Device

Ref: **IS941-3113334**

Finish: **Silver/Grey**

- For use on single doors, or as passive leaf on double rebated door sets.
- Bar supplied is 1130mm in width.
- Suitable for doors up to 2245mm in height, for taller doors add rods and covers set, IS941-00303 (up to 3400mm)
- Fully reversible
- Anti - thrust
- Pre-set for manual hold open device
- Pre-set for micro switch
- Compatible with any **ISEO** external access device
- Attractive aesthetic design
- Rounded edges for safer usage
- No exposed moving parts.
- Fast and easy to install reducing labour time
- Software help for installation into C.N.C machinery (contact representative)

OUTSIDE ACCESS DEVICE TO BE ORDERED SEPARATELY



IDEA. - PULLMAN

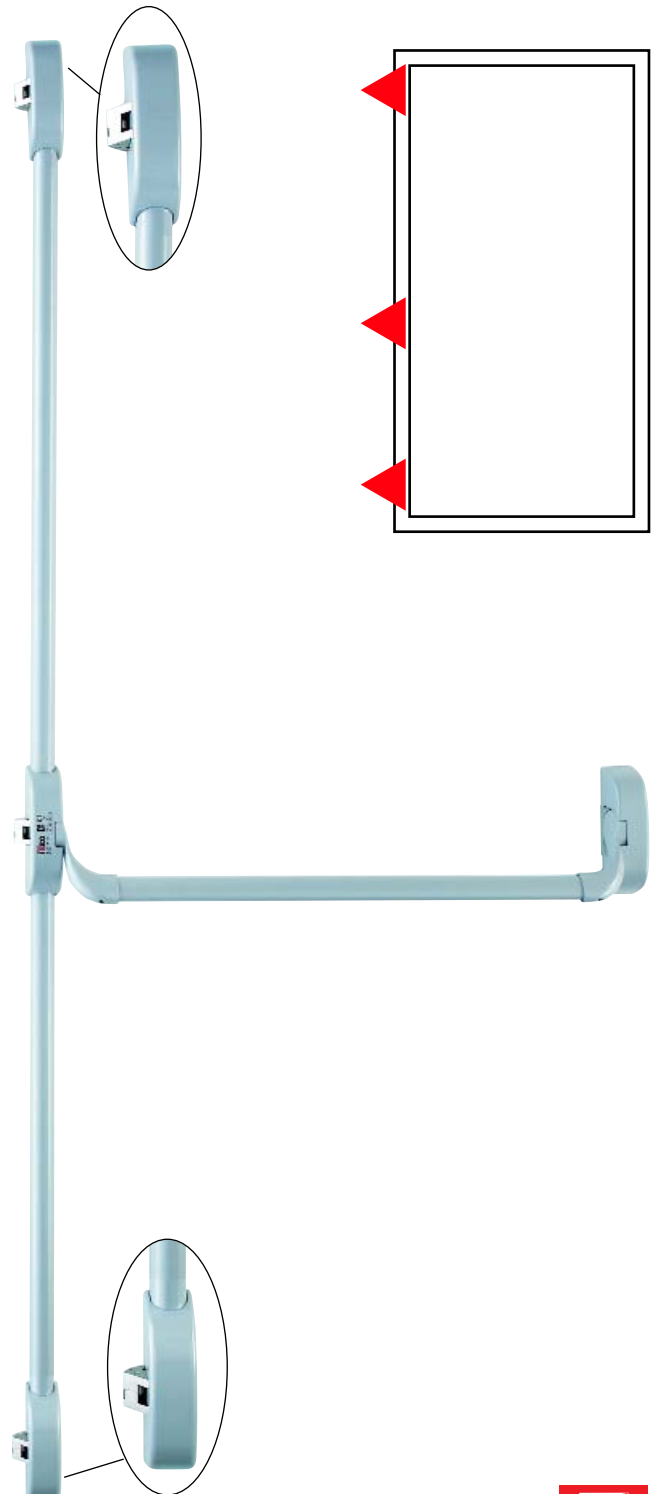
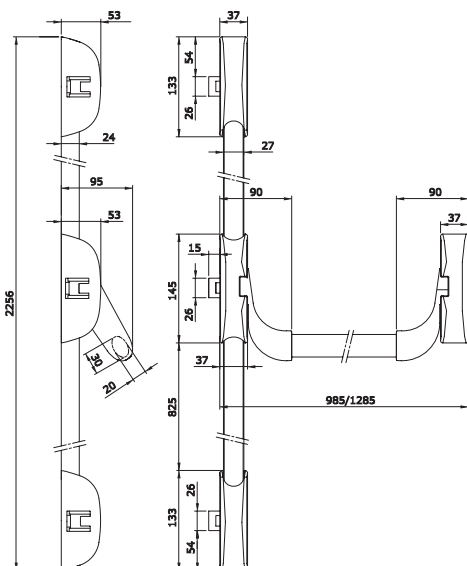
3 Point Lateral Side Latching Emergency Exit Device

Ref: **IS941-6113334**

Finish: **Silver Grey**

- For use on single doors only.
- Bar supplied is 1130mm in width.
- Suitable for doors up to 2256mm in height, for taller doors add rods and covers set, IS941-00303 (up to 3400mm)
- Fully reversible
- Anti - thrust
- Pre-set for manual hold open device
- Pre-set for micro switch
- Compatible with any **ISEO** external access device
- Attractive aesthetic design
- Rounded edges for safer usage
- No exposed moving parts.
- Fast and easy to install reducing labour time
- Software help for installation into C.N.C machinery (contact representative)

OUTSIDE ACCESS DEVICE TO BE ORDERED SEPARATELY





NOTES/ PRODUCT UPDATES

ISEO®

TOUCH RANGE



TOUCH

Single Panic Latch Emergency Exit Device

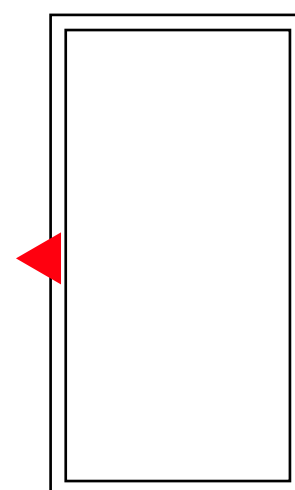
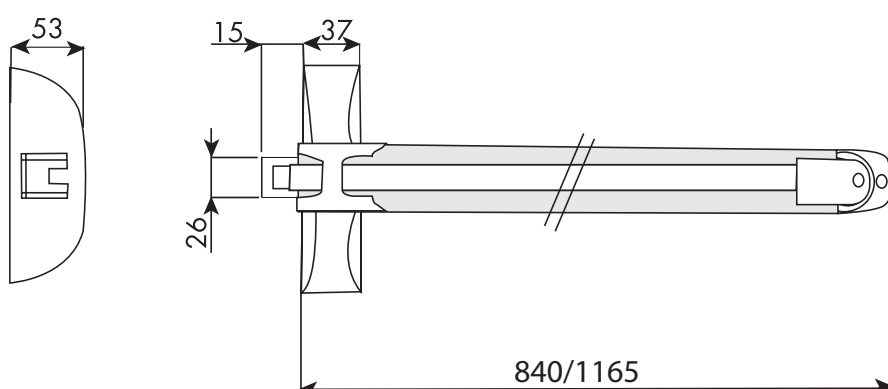
Ref: **IS942-411759T**

Finish: **Black/Green**

- For use on single doors, or as active leaf on double rebated door sets.
- Bar supplied at 1165mm width, can be shortened to 330mm.
- Fully reversible
- Anti - thrust
- Pre-set for manual hold open device

- Pre-set for micro switch
- Compatible with any **ISEO** external access device
- Rounded edges for safer usage
- No exposed moving parts.
- Fast and easy to install reducing labour time
- Software help for installation into CNC program machinery (contact representative)

OUTSIDE ACCESS DEVICE TO BE ORDERED SEPARATELY



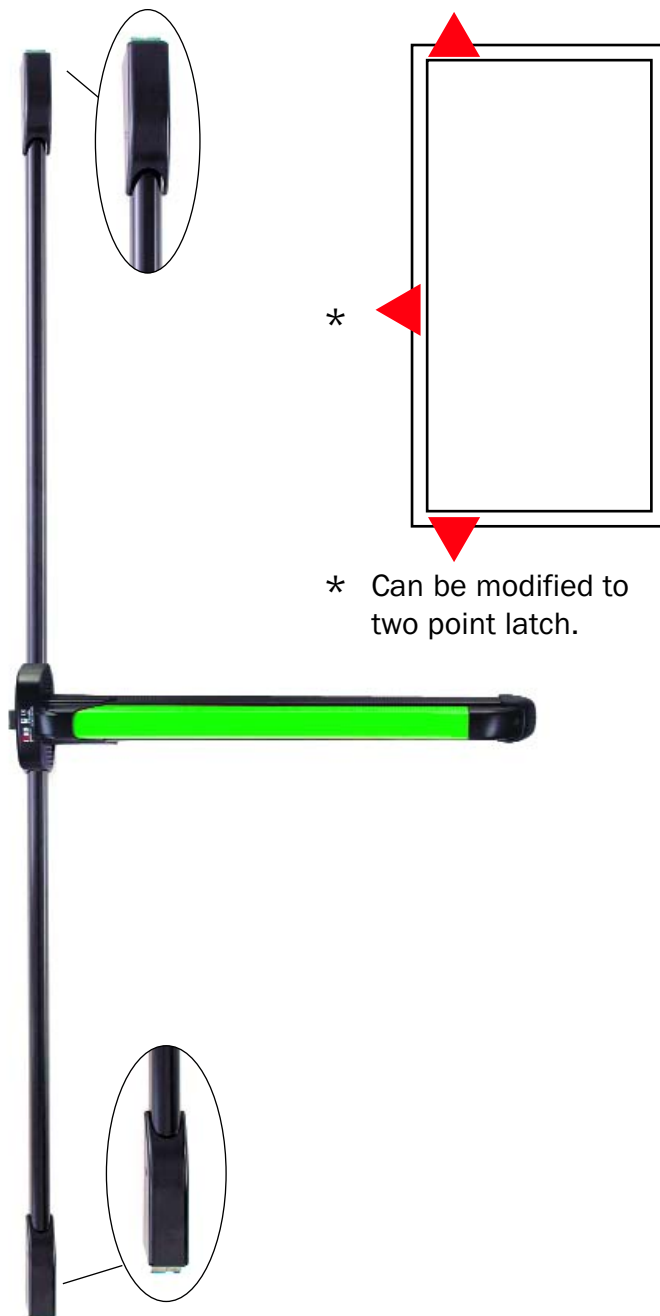
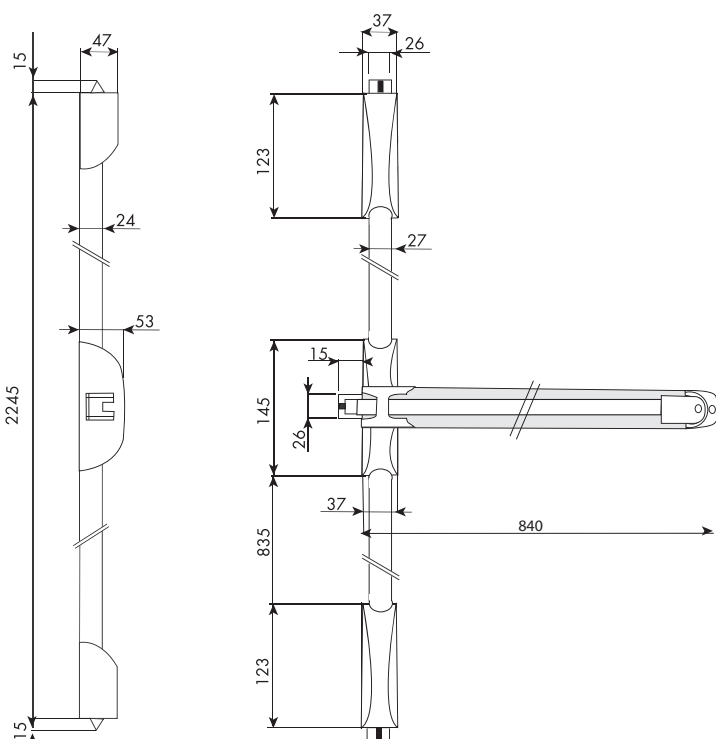
3 Point Vertical Emergency Exit Device

Ref: **IS942-308459T**

Finish: **Black/Green**

- For use on single doors, or as passive leaf on double rebated door sets.
- Bar supplied at 840mm width, can be shortened to 330mm.
- Suitable for doors up to 2245mm in height, for taller doors add rods and covers set, IS941-00305 (up to 3400mm)
- Fully reversible
- Anti - thrust
- Pre-set for manual hold open device
- Pre-set for micro switch
- Compatible with any **ISEO** external access device
- Rounded edges for safer usage
- No exposed moving parts.
- Fast and easy to install reducing labour time
- Software help for installation into C.N.C machinery (contact representative)

OUTSIDE ACCESS DEVICE TO BE ORDERED SEPARATELY



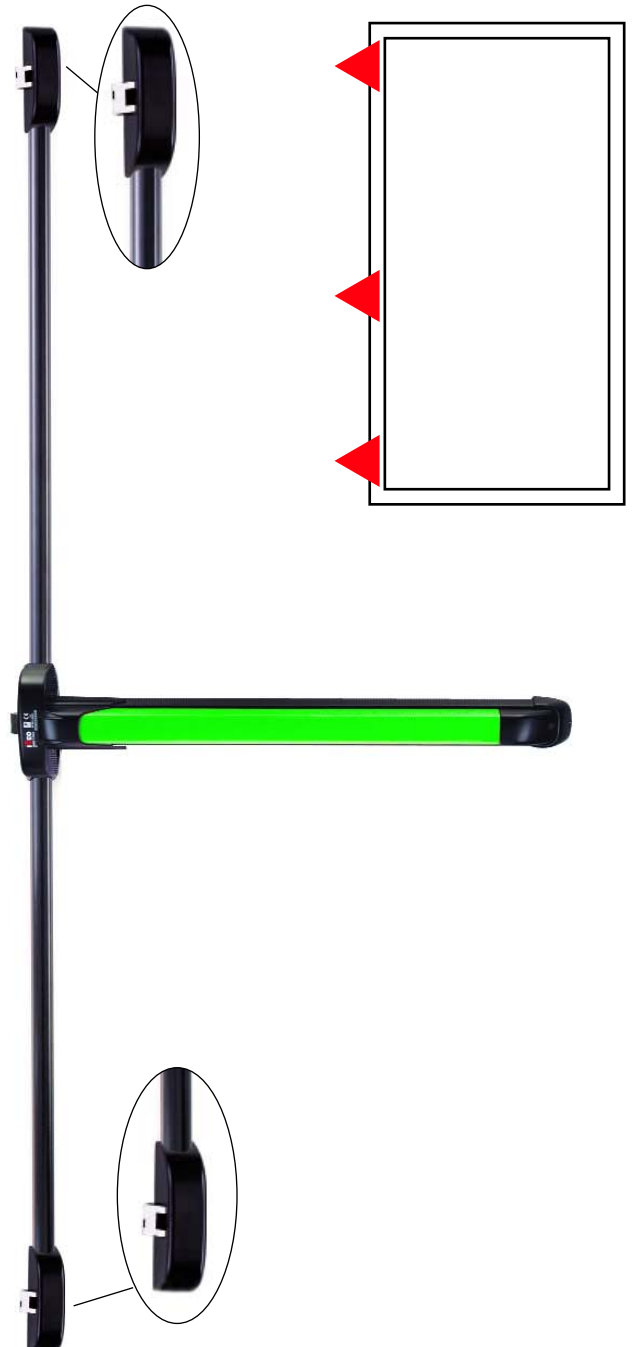
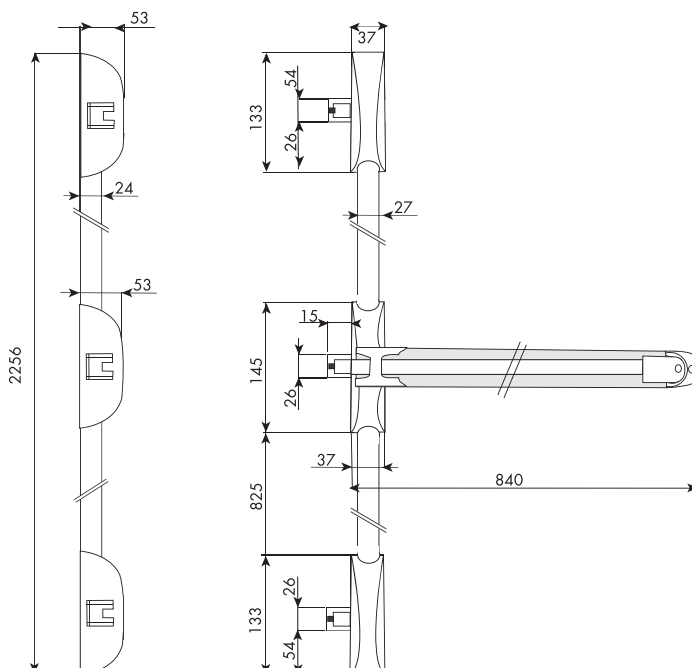
3 Point Lateral Side Latching Emergency Exit Device

Ref: **IS942-608459T**

Finish: **Black/Green**

- For use on single doors only.
- Bar supplied at 840mm width, can be shortened to 330mm.
- Suitable for doors up to 2256mm in height, for taller doors add rods and covers set, IS941-00305 (up to 3400mm)
- Fully reversible
- Anti - thrust
- Pre-set for manual hold open device
- Pre-set for micro switch
- Compatible with any **ISEO** external access device
- Rounded edges for safer usage
- No exposed moving parts.
- Fast and easy to install reducing labour time
- Software help for installation into C.N.C machinery (contact representative)

OUTSIDE ACCESS DEVICE TO BE ORDERED SEPARATELY





NOTES/ PRODUCT UPDATES

ISEO®

INOX RANGE



INOX - STAINLESS STEEL WITH P.V.D FINISH

Reversible Panic Latch Emergency Exit Device

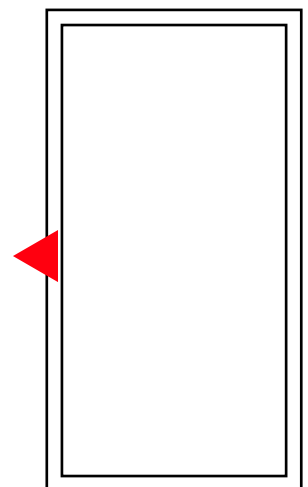
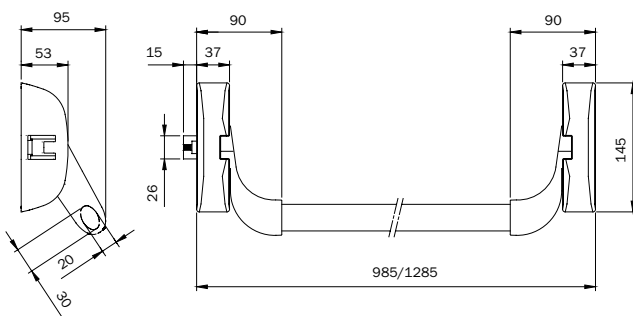
Ref: **IS941-4113224**

Finish: **Stainless Steel PVD Finish**

- Aisi Grade 304 Stainless Steel bar with PVD coating
- 10 year finish guarantee
- Ideal for areas with high humidity
- For use on single doors, or as active leaf on double rebated door sets.
- Bar supplied is 1130mm in width, For wider doors add INOX bar IS945-932 (up to 1300mm)

- Fully reversible
- High usage - tested to 200,000 cycles
- Aesthetically pleasing design
- Rounded edges for safe usage
- Compatible with **ISEO** external access devices
- Software help for installation into CNC program machinery (contact representative)

OUTSIDE ACCESS DEVICE TO BE ORDERED SEPARATELY



3 Point Vertical Emergency Exit Device

MODULAR SYSTEM

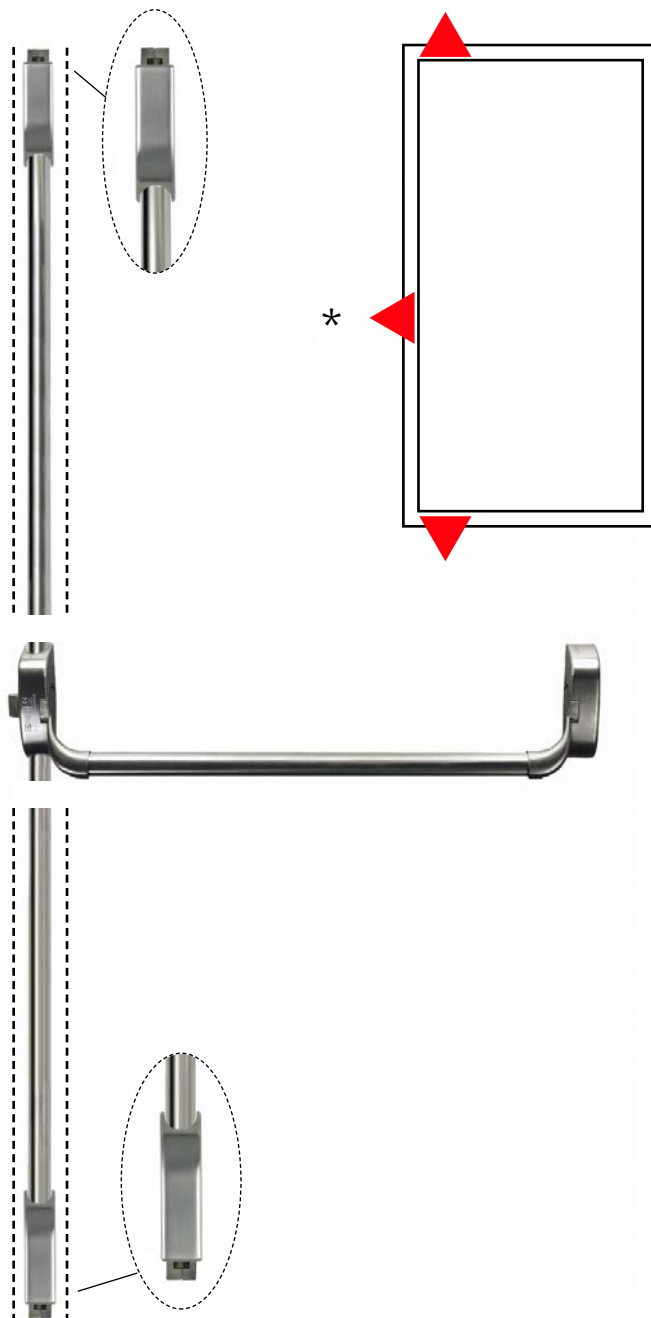
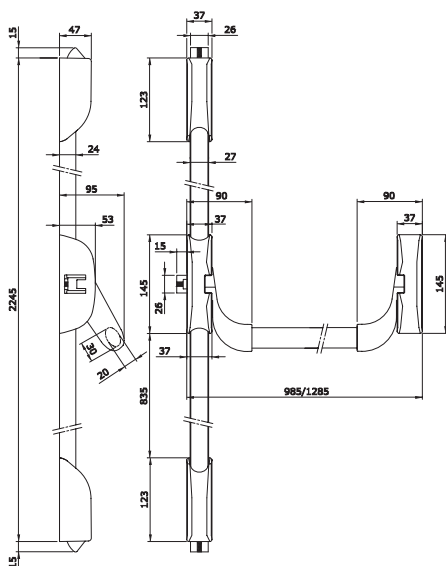
Finish: **Stainless Steel PVD Finish**

- Aisi Grade 304 Stainless Steel bar with PVD coating
- 10 year finish guarantee
- Ideal for areas with high humidity
- For use on single doors, or as passive leaf on double rebated door sets.
- Fully reversible
- Pre-set for manual hold open device
- Pre-set for micro switch
- Compatible with any **ISEO** external access device
- Aesthetically pleasing design
- Rounded edges for safer usage
- No exposed moving parts.
- Software help for installation into CNC machinery (contact representative)

OUTSIDE ACCESS DEVICE TO BE ORDERED SEPARATELY

For this kit you must order all pieces in the quantities listed

* Can be modified to two point latch.



CODE	DESCRIPTION	QTY
IS941-4113224	INOX Panic Latch kit	x1
IS941-00202	2400mm rods & covers	x1
IS941-0201524	Vertical latches - pair	x1
IS941-00112	Side Keep	x1
IS941-00127	Floor Keep	x1



IDEA.

3 Point Lateral Side Latching Emergency Exit Device

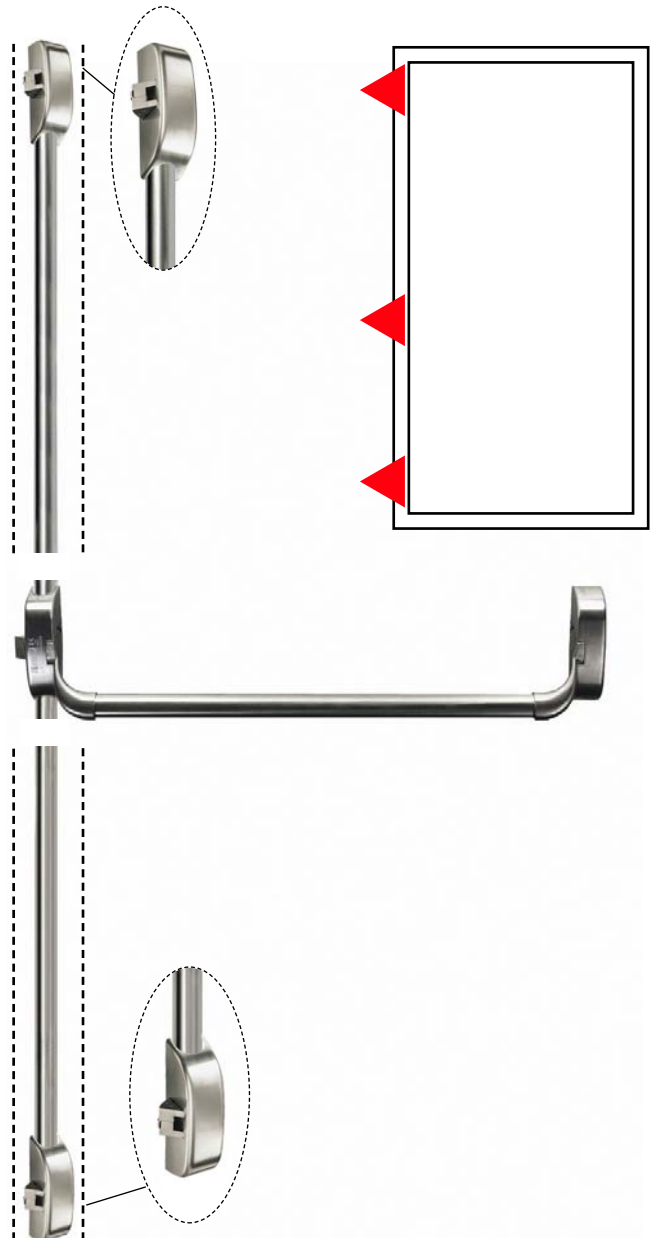
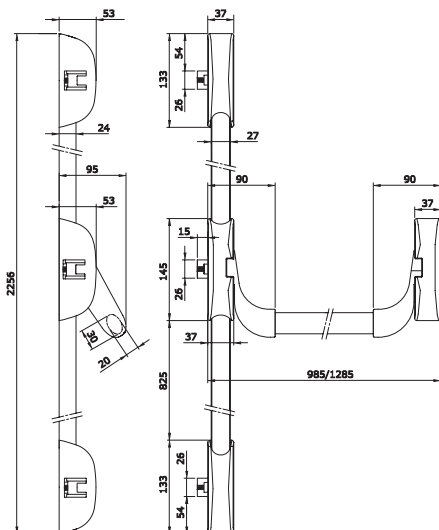
MODULAR SYSTEM

Finish: **Stainless Steel PVD Coated**

- Aisi Grade 304 Stainless Steel bar with PVD coating
- 10 year finish guarantee
- Ideal for areas with high humidity
- For use on single doors, or as passive leaf on double rebated door sets.
- Fully reversible
- Pre-set for manual hold open device
- Pre-set for micro switch
- Compatible with any **ISEO** external access device
- Aesthetically pleasing design
- Rounded edges for safer usage
- No exposed moving parts.
- Software help for installation into CNC machinery (contact representative)

OUTSIDE ACCESS DEVICE TO BE ORDERED SEPARATELY

For this kit you must order all pieces in the quantities listed



CODE	DESCRIPTION	QTY
IS941-4113224	INOX Panic Latch kit	x1
IS941-00202	2400mm rods & covers	x1
IS941-0203524	Lateral latches - pair	x1
IS941-00112	Side Keep	x2





NOTES/ PRODUCT UPDATES

The background of the entire page is a high-contrast, close-up photograph of flames. The fire is bright yellow and orange, with intricate, swirling patterns of light and shadow. It appears to be a gas flame, possibly from a burner, with a central, more intense yellow core and a surrounding orange and red outer layer. The flames are set against a solid black background, which makes the fire's colors stand out dramatically. The overall effect is one of intense heat and energy.

ISEO®

TRIM RANGE

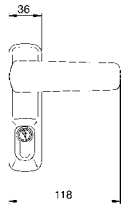
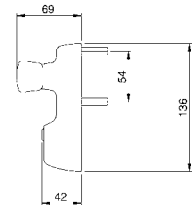
Trim - EXTERNAL ACCESS DEVICES

All external access devices featured are compatible with any **ISEO** Panic Exit Devices featured within this publication

External Access Device With Lever & 5 Pin Single Cylinder

Ref/Finish: **IS940-11003 - GREY**
IS940-11005 - BLACK
IS940-11002 - INOX

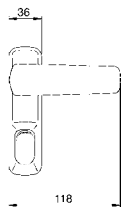
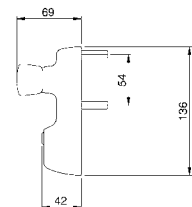
- Can be used with 5 pin, R6 & R11 single cylinders
- Aesthetically Pleasing
- High durability tested
- Lever fitted with Anti-Vandalism feature



External Access Device With Lever Without 5 Pin Single Cylinder

Ref/Finish: **IS940-14003 - GREY**
IS940-14005 - BLACK

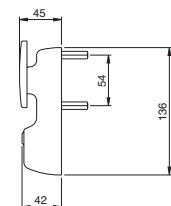
- Aesthetically Pleasing
- High durability tested



Vertical Lever Handle With 5 Pin Single Cylinder

Ref/Finish: **IS940-12003 - GREY**
IS940-12005 - BLACK
IS940-12002 - INOX

- Can be used with 5 pin, R6 & R11 single cylinders
- Aesthetically Pleasing
- High durability tested



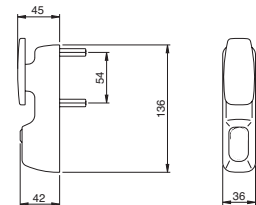
Trim - EXTERNAL ACCESS DEVICES

All external access devices featured are compatible with any **ISEO** Panic Exit Devices featured within this publication

Vertical Lever Handle Without 5 Pin Single Cylinder

Ref/Finish: **IS940-15003 - GREY**
IS940-15005 - BLACK

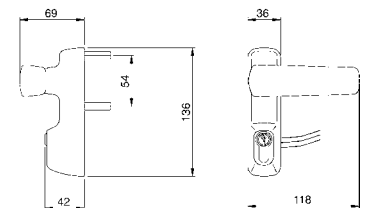
- Aesthetically Pleasing
- High durability tested



External Access Device With 5 Pin Single Cylinder and Micro Switch

Ref/Finish: **IS940-11013 - GREY**
IS940-11015 - BLACK

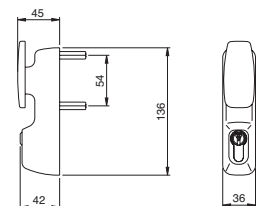
- Can be used with 5 pin, R6 & R11 single cylinders
- Aesthetically Pleasing
- High durability tested
- Lever fitted with Anti-Vandalism feature
- Lever fitted with Microswitch



Fixed Vertical Lever Access Device With 5 Pin Single Cylinder

Ref/Finish: **IS940-13003 - GREY**
IS940-13005 - BLACK

- Can be used with 5 pin, R6 & R11 single cylinders
- Aesthetically Pleasing
- High durability tested
- Fixed lever design
- Requires key after every action





NOTES/ PRODUCT UPDATES

ISEO®

ACCESSORIES



ACCESSORIES

Micro-switch

Ref/Finish: **IS941-00060**

- Mechanisms for IDEA UK, Pullman and INOX, are pre-set for this microswitch
- Used to detect door opening
- Can be used with security system



Micro-switch For Touch Panic Devices

Ref/Finish: **IS942-00060**

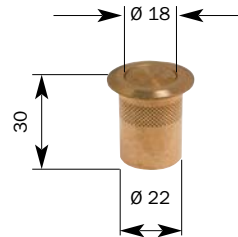
- Mechanisms for Touch panic are bar pre-set for this microswitch
- Used to detect door opening
- Can be used with security system



Brass Floor Dust Socket

Ref/Finish: **IS040-807**

- For IDEA UK panic exit device vertical rod only
- With spring cap for rods



Hold Open Device

Ref/Finish: **IS941-00070**

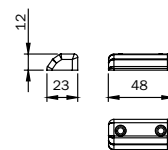
- Suitable for use in bracket of IDEA UK, Pullman & INOX panic exit devices
- Mechanically holds panic exit device in 'open' mode



Side Striker

Ref/Finish: **IS941-00113 - GREY**
IS941-00110 - BLACK
IS941-00112 - INOX

- Suitable for use with IDEA UK, Pullman, Touch & INOX panic exit devices
- Side striker for lateral latch, single or double

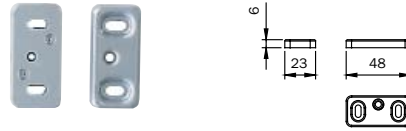


ACCESSORIES

Lateral Striker - For Double Doors

Ref/Finish: **IS941-00103 - GREY**
IS941-00100 - BLACK
IS941-00102 - INOX

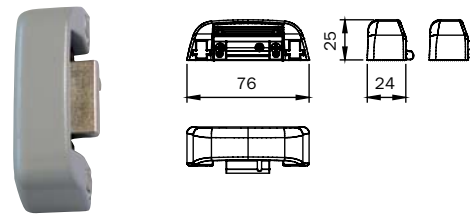
- Suitable for use with IDEA UK, Pullman, Touch & INOX panic exit devices



Adjustable Keep

Ref/Finish: **IS941-00133 - GREY**
IS941-00130 - BLACK
IS941-00132 - INOX

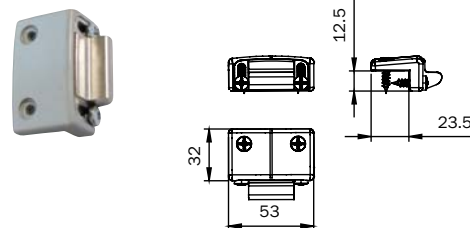
- Suitable for use with IDEA UK, Pullman, Touch & INOX panic exit devices
- For use with profiles with an overlap up to 11mm



Lateral Keep - For PVCu Doors

Ref/Finish: **IS941-00153 - GREY**
IS941-00150 - BLACK
IS941-00152 - INOX


- Suitable for use with IDEA UK, Pullman, Touch & INOX panic exit devices
- For use with profiles with an overlap of 14 to 24mm



Top Keep - IDEA UK (for PVCu doors)

Ref/Finish: **IS943-00163 - GREY**

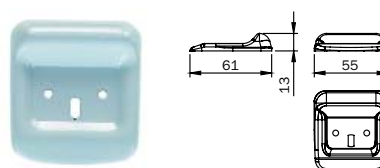
- For IDEA UK only



Floor Keep

Ref/Finish: **IS941-00123 - GREY**
IS941-00120 - BLACK
IS941-00127 - INOX

- Suitable for use with Pullman, Touch panic exit devices



ACCESSORIES

Fixing Plate - For Central Mechanism

Ref/Finish: **IS941-00040**

- Suitable for use with IDEA UK, Pullman, Touch & INOX panic exit devices
- For use with steel doors



Fixing Plate - For Top & Bottom Latches or Bolts

Ref/Finish: **IS941-00050**

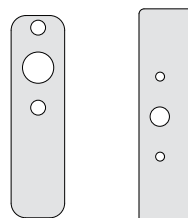
- Suitable for use with IDEA UK, Pullman, Touch & INOX panic exit devices



Thermo-expanding Gasket Kit

Ref/Finish: **IS940-00030**

- Suitable for use with IDEA UK, Pullman, Touch & INOX panic exit devices
- For use with smoke doors



Long Central Bar

Ref/Finish: **IS945-923 - GREY - 1130mm**
IS945-932 - INOX - 1330mm

- Suitable for use with IDEA UK, Pullman & INOX panic exit devices




ACCESSORIES

3400mm Rods & Covers

Ref/Finish: **IS943-00303 - GREY**

- Suitable for use with **IDEA UK only**
- For use on doors up to 3400mm in height



3400mm Rods & Covers

Ref/Finish: **IS941-00303 - GREY**
IS941-00305 - BLACK
IS941-00302 - INOX

- Suitable for use with Pullman, Touch & INOX panic exit devices
- For use on doors up to 3400mm in height
- **NOT** Suitable for use with **IDEA UK**

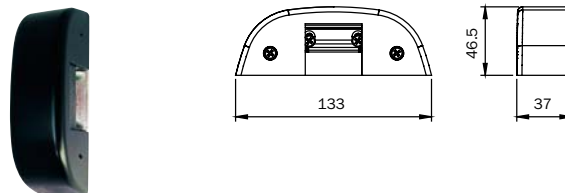


ACCESSORIES

Electric Strike

Ref/Finish: **IS568-0003 - GREY**
IS568-0000 - BLACK

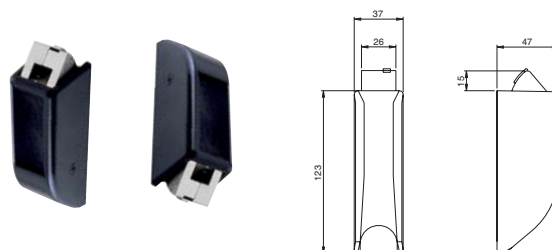
- Suitable for use with Pullman, Touch panic exit devices
- 12V - 15 Watt (AC)
- For INOX finish add cover plate **IS568-0012**



Pair Of Steel Vertical Latches

Ref/Finish: **IS941-0201304 - GREY**
IS941-0201504 - BLACK


- Suitable for use with Pullman, Touch panic exit devices
- Self locking
- Steel latch suitable for fire doors



Pair Of Lateral Latches

Ref/Finish: **IS941-0203304 - GREY**
IS941-0203504 - BLACK

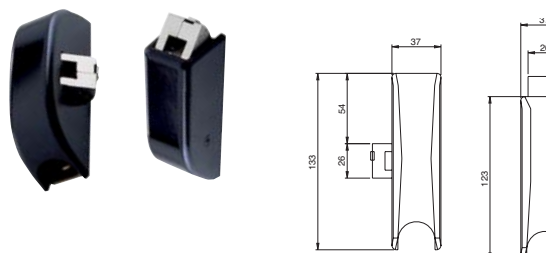
- Suitable for use with Pullman, Touch panic exit devices
- Self locking
- Steel latch suitable for fire doors



Pair Of Vertical & Lateral Latches

Ref/Finish: **IS941-0204304 - GREY**
IS941-0204504 - BLACK

- Suitable for use with Pullman, Touch panic exit devices
- Self locking
- Steel latch suitable for fire doors

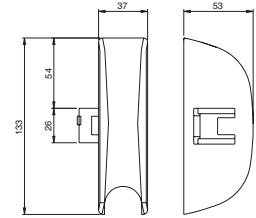


ACCESSORIES

Pair of PVD Finish Lateral Latches

Ref/Finish: **IS941-0203524 -**
PVD FINISH
STAINLESS STEEL

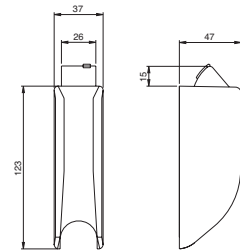
- For ISEO INOX Panic Exit Device
- Self Locking
- Suitable for fire doors



Pair of PVD Finish Vertical Latches

Ref/Finish: **IS941-0201524 -**
PVD FINISH
STAINLESS STEEL

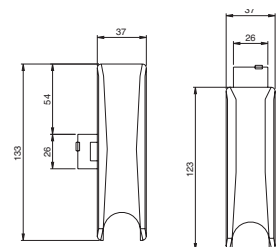
- For ISEO INOX Panic Exit Device
- Self Locking
- Suitable for fire doors



Pair of PVD Finish Vertical & Lateral Mix Latches

Ref/Finish: **IS941-0204524 -**
PVD FINISH
STAINLESS STEEL

- For ISEO INOX Panic Exit Device
- Self Locking
- Suitable for fire doors

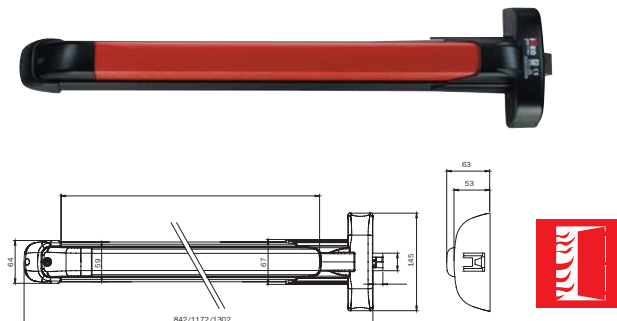


ACCESSORIES

1300mm Long Touch Bar Unit

Ref/Finish: **IS942 - 413058T - RED**

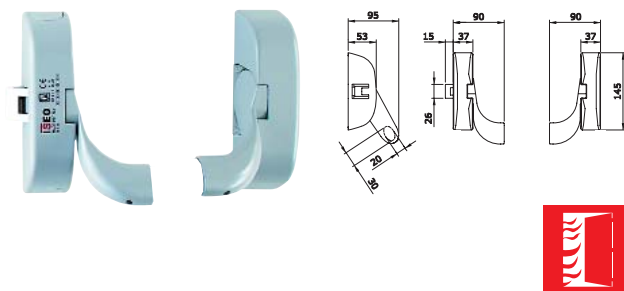
- Single panic latch
- Can be made to either vertical, lateral or vertical lateral mix by adding relevant component parts of rods, covers & latches (see accessories section)
- For use on doors up to 1300mm in width



Replacement Central Mechanisms

Ref/Finish: **IS941-4000304 - GREY**

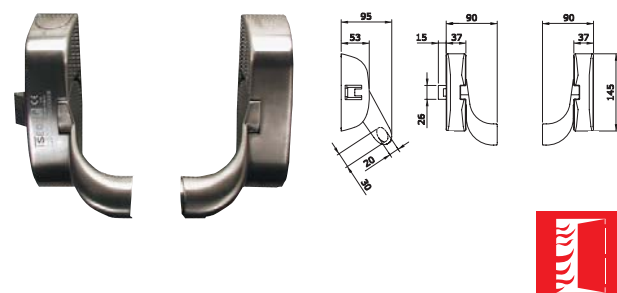
- Suitable for use with Pullman panic exit devices ONLY
- Suitable for use with all variations of latching points
- Steel latch suitable for fire doors
- **NOT** Suitable for use with **IDEA UK**



Replacement Central Mechanisms

Ref/Finish: **IS941-4000524 - INOX**

- Suitable for use with INOX panic exit devices
- Suitable for use with all variations of latching points
- Steel latch suitable for fire doors
- **NOT** Suitable for use with **IDEA UK**





1121
NF EN179/A1

Product certification

Iseo Serrature has been awarded by Warrington Certification Limited (WCL) the certificate of conformity with EN 1125:1997 + A1 :2001 standard. N. AA0003, allowing to apply the CE mark on panic exit devices, compulsory from 01/04/2003.

The Idea panic exit devices have already obtained the Voluntary Product Certification by an independent organisation, ICIM, as provided for in EN 1125: 1997.

The ICIM voluntary certification establishes stricter requirements than the CE mark.



ISEO®




Belvedere

Panic Exit Devices for Glass Doors

Push-Tronic **Trim- Tronic**



For details on these products
please call (+44) 01384 247844



m.marcus

ISEO®

**Panic Exit
Devices**

M. Marcus Limited

Unit 7, Narrowboat Way, Dudley,
West Midlands, DY2 0XQ, England

Tel: 01384 457900

Sales: 01384 247844

Fax: 01384 242252

Web: www.m-marcus.com